

DAILY SPREAD REPORT

For Agriculture Commodities

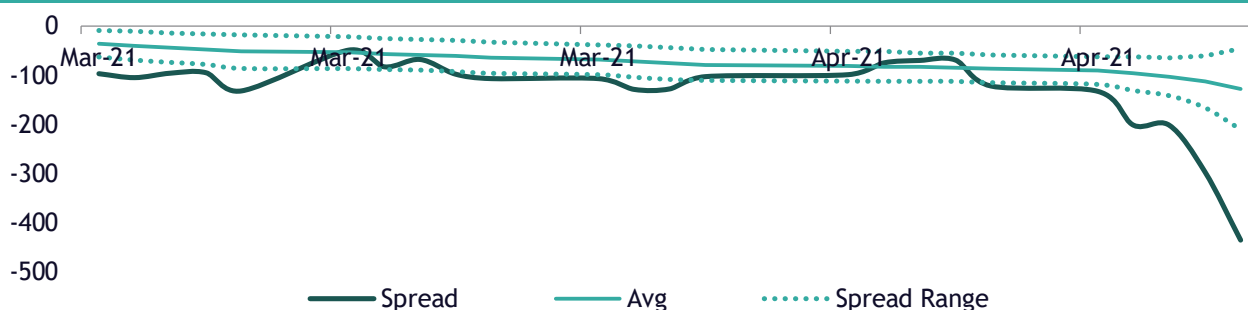
19 April 2021



SOYBEAN

Spot Price Indore (Rs/100kg)				NCDEX CLOSE			May-Apr	Upper Range	120
7369		Apr-21	May-21	Jun-21	Jul-21	37			
		7550	7114	7001	6830	-46			
Basis								Avg	-128.1
Spot- Apr-21	Spot- May-21	Spot- Jun-21		Spot- Jul-21					
-181	255	368		539					
Calendar Spread							Lower Range	-211	
Contracts	May-Apr	Jun-Apr	Jul-Apr	Jun-May	Jul-May	Jul-Jun		-293	
Spread	-436	-549	-720	-113	-284	-171		-376	
Avg (25-Day)	-128.1	-194	-285	-66	-157	-91			

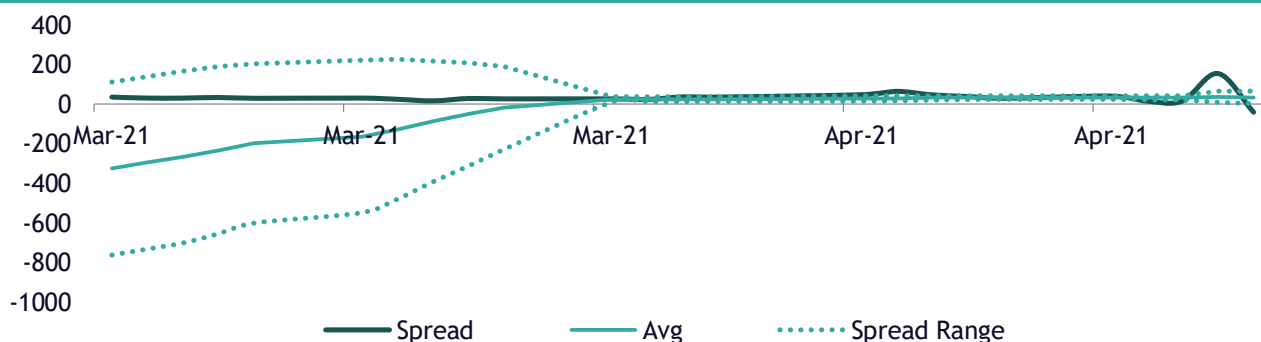
Spread Chart - May-Apr



RMSEED

Spot Price Jaipur (Rs/100kg)				NCDEX CLOSE			May-Apr	Upper Range	126
7269.55		Apr-21	May-21	Jun-21	Jul-21	Range			95
		7028	6987	6999	7020				64
Basis								Avg	33.2
Spot- Apr-21	Spot- May-21	Spot- Jun-21		Spot- Jul-21					
241.55	282.55	270.55		249.55					
Calendar Spread							Lower Range	2	
Contracts	May-Apr	Jun-Apr	Jul-Apr	Jun-May	Jul-May	Jul-Jun		-29	
Spread	-41	-29	-8	12	33	21		-60	
Avg (25-Day)	33.2	66.0	110.9	32.8	77.7	44.9			

Spread Chart - May-Apr



DAILY SPREAD REPORT

For Agriculture Commodities

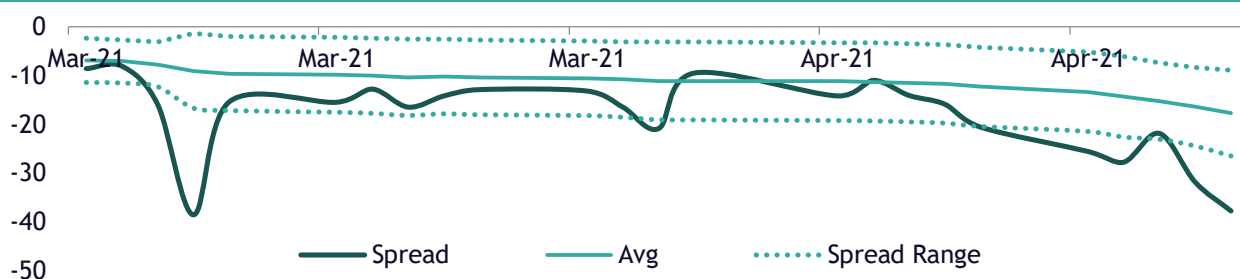
19 April 2021



REFINED SOY OIL

Spot Price Indore (Rs/10kg)				NCDEX CLOSE			May-Apr	Upper Range	8.66
1407.60		Apr-21	May-21	Jun-21	Jul-21	-0.13			
		1406	1368.2	1338.4	1338.4	-8.93			
Basis								Avg	-17.72
Spot- Apr-21	Spot- May-21	Spot- Jun-21	Spot- Jul-21						
1.6	39.4	69.2	69.2						
Calendar Spread							Lower Range	-26.51	
Contracts	May-Apr	Jun-Apr	Jul-Apr	Jun-May	Jul-May	Jul-Jun		-35.31	
Spread	-37.8	-67.6	-67.6	-29.8	-29.8	0		-44.10	
Avg (25-Day)	-17.72	-34.59	-42.56	-16.87	-24.84	-7.97			

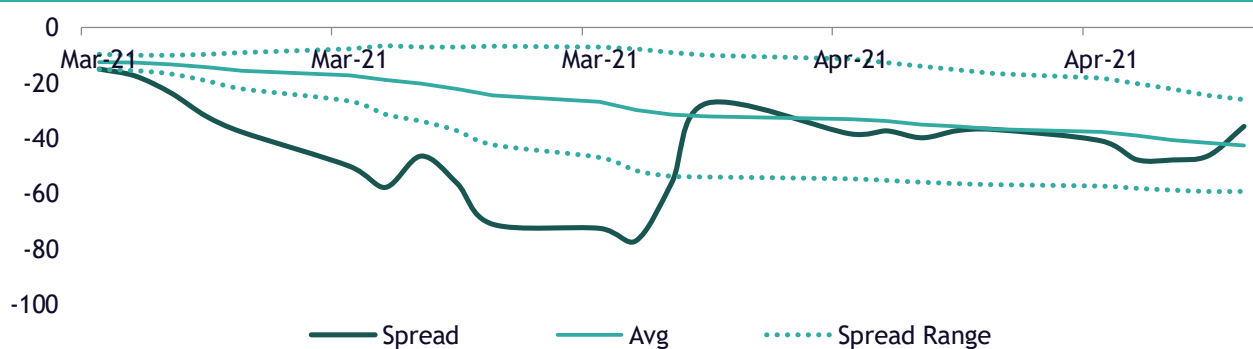
Spread Chart - May-Apr



CPO

Spot Price Kandla(Rs/ 10kg)				MCX CLOSE			May-Apr	Upper Range	7.13
1201.50		Apr-21	May-21	Jun-21	Jul-21	Avg			-9.44
		1172.6	1136.9	1101.1	1055				-26.01
Basis								Avg	-42.58
Spot- Apr-21	Spot- May-21	Spot- Jun-21	Spot- Jul-21						
28.90	64.6	100.4	146.5						
Calendar Spread							Lower Range	-59.15	
Contracts	May-Apr	Jun-Apr	Jul-Apr	Jun-May	Jul-May	Jul-Jun		-75.73	
Spread	-35.7	-71.5	-117.6	-35.8	-81.9	-46.1		-92.30	
Avg (25-Day)	-42.58	-68.55	-90.08	-25.97	-47.50	-21.53			

Spread Chart - May-Apr



DAILY SPREAD REPORT

For Agriculture Commodities

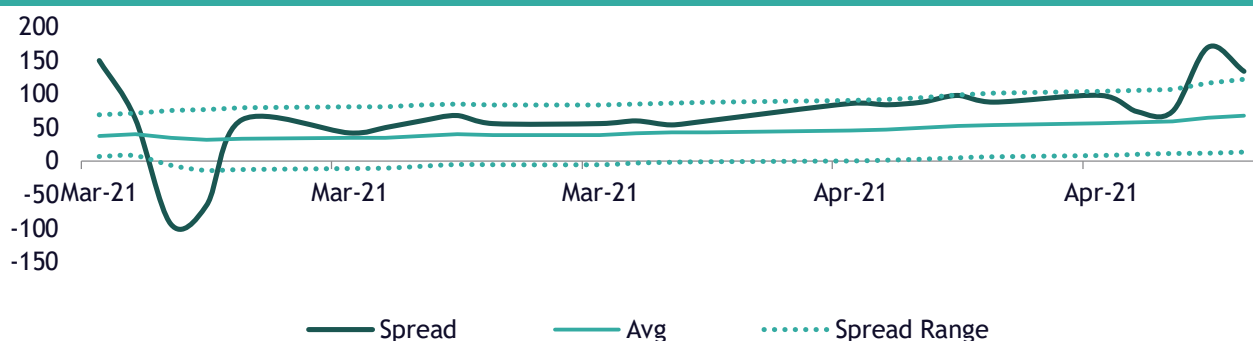
19 April 2021



CASTOR

Spot Price Deesa (Rs/100kg)				NCDEX CLOSE			May-Apr	Upper Range	231
5250		Apr-21	May-21	Jun-21	Jul-21	176			
		5008	5142	5212	5282	122			
Basis								Avg	68
Spot- Apr-21	Spot- May-21	Spot- Jun-21	Spot- Jul-21						
242	108	38	-32						
Calendar Spread								Lower Range	13
Contracts	May-Apr	Jun-Apr	Jul-Apr	Jun-May	Jul-May	Jul-Jun			
Spread	134	204	274	70	140	70			
Avg (25-Day)	68	126	177	58	109	51		Range	-41
									-95

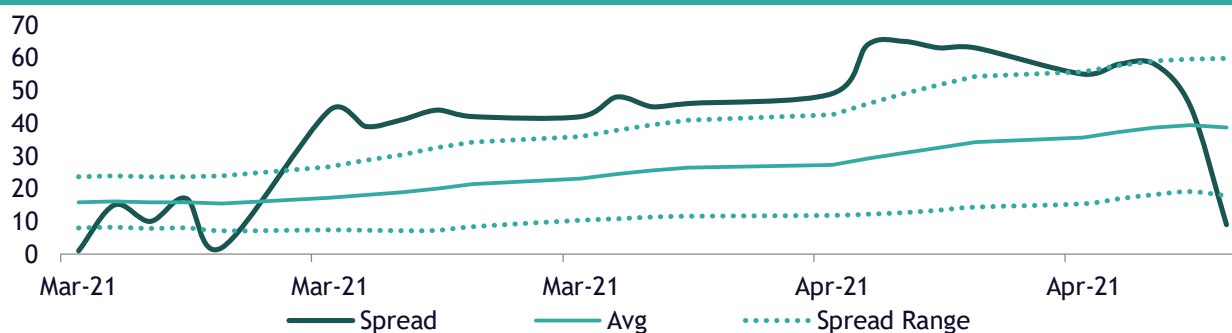
Spread Chart - May-Apr



CHANA

Spot Price Delhi (Rs/100kg)				NCDEX CLOSE			May-Apr	Upper Range	102
5800		Apr-21	May-21	Jun-21	Jul-21	81			
		5746	5755	5800	5845				60
Basis								Avg	39
Spot- Apr-21	Spot- May-21	Spot- Jun-21	Spot- Jul-21						
54	45	0	-45						
Calendar Spread								Lower Range	18
Contracts	May-Apr	Jun-Apr	Jul-Apr	Jun-May	Jul-May	Jul-Jun	-3		
Spread	9	54	99	45	90	45	-24		
Avg (25-Day)	39	78	112	40	73	34			

Spread Chart - May-Apr



DAILY SPREAD REPORT

For Agriculture Commodities

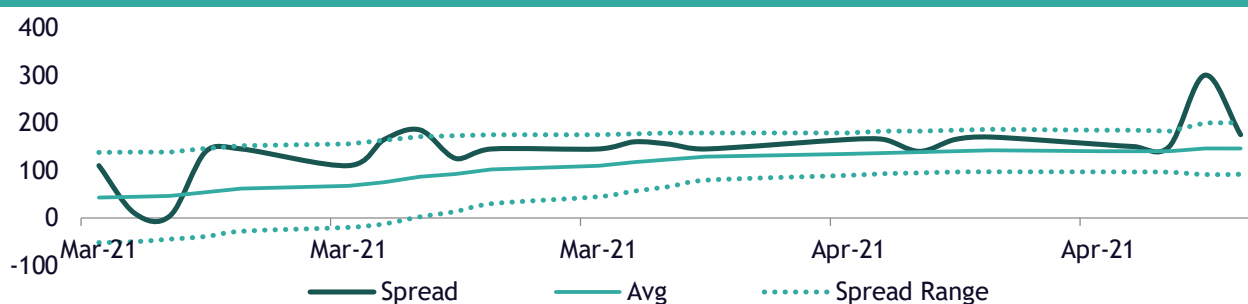
19 April 2021



JEERA

Spot Price Unjha (Rs/100kg)				NCDEX CLOSE			May-Apr	Upper Range	309
14054.6		Apr-21	May-21	Jun-21	-	254			
		14190	14365	14540	-	200			
Basis								Avg	146
Spot- Apr-21	Spot- May-21	Spot- Jun-21		-					
-135.4	-310.4	-485.4		-					
Calendar Spread							Lower Range	92	
Contracts	May-Apr	Jun-Apr	Jun-May			38			
Spread	175	350	-	175	-				
Avg (25-Day)	146	284	-	138	-				
							Range	-17	

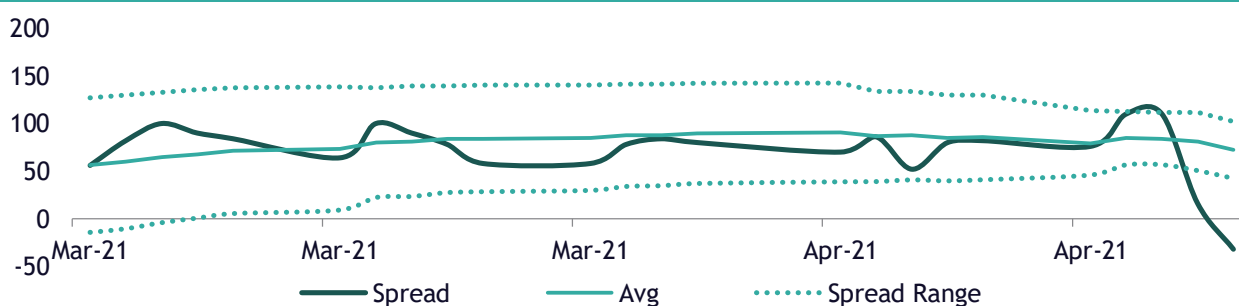
Spread Chart - May-Apr



DHANIYA

Spot Price Kota (Rs/ 100kg)				NCDEX CLOSE			May-Apr	Upper Range	162
7271.25		Apr-21	May-21	Jun-21	-	132			
		7142	7110	7216	-	102			
Basis								Avg	72
Spot- Apr-21	Spot- May-21	Spot- Jun-21		-	-				
129.25	161.25	55.25		-	-				
Calendar Spread							Lower Range	42	
Contracts	May-Apr	Jun-Apr	-	Jun-May	-	-			
Spread	-32	74	-	106	-	-			
Avg (25-Day)	72	156	-	84	-	-			
									13
									-17

Spread Chart - May-Apr



DAILY SPREAD REPORT

For Agriculture Commodities

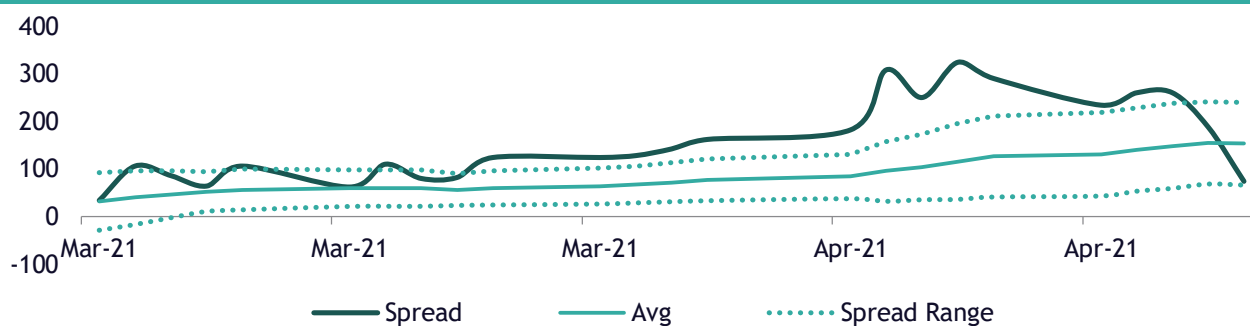
19 April 2021



TURMERIC

Spot Price Nizamabad (Rs/100kg)					NCDEX CLOSE		May-Apr	Upper Range	415
7684.2		Apr-21	May-21	Jun-21	-	328			
		8136	8210	8470	-	241			
Basis								Avg	153
Spot- Apr-21	Spot- May-21	Spot- Jun-21		-		May-Apr			
-451.8	-525.8	-785.8		-					
Calendar Spread							Lower Range	66	
Contracts	May-Apr	Jun-Apr	-	Jun-May	-	-			-21
Spread	74	334	-	260	-	-			
Avg (25-Day)	153	346	-	193	-	-			

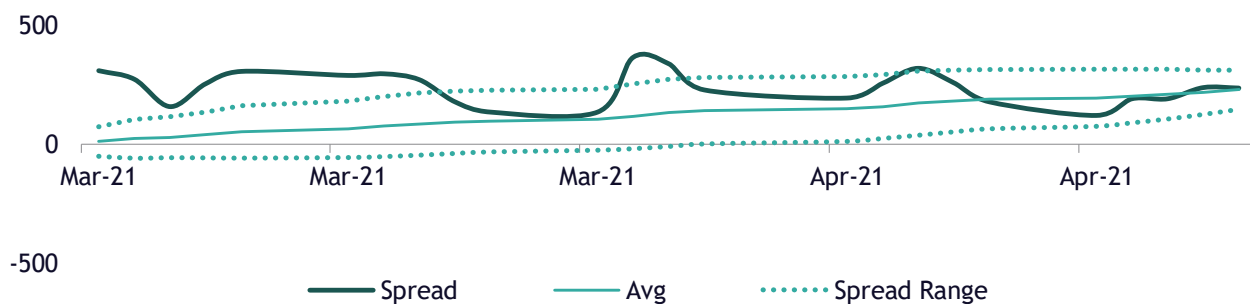
Spread Chart - May-Apr



RUBBER

Spot Price Kottayam(Rs/100kg)				MCX CLOSE			May-Apr	Upper Range	476	
16750				Apr-21	May-21	Jun-21			Jul-21	394
				16514	16751	17000			-	312
Basis								Avg	230	
Spot- Apr-21	Spot- May-21	Spot- Jun-21		Spot- Jul-21						
236	-1	-250		-						
Calendar Spread							Lower Range	148		
Contracts	May-Apr	Jun-Apr	-	Jun-May	-	-				
Spread	237	486	-	249	-	-				
Avg (25-Day)	230	376	-	139	-	-				
								66		
								-16		

Spread Chart - May-Apr



DAILY SPREAD REPORT

For Agriculture Commodities

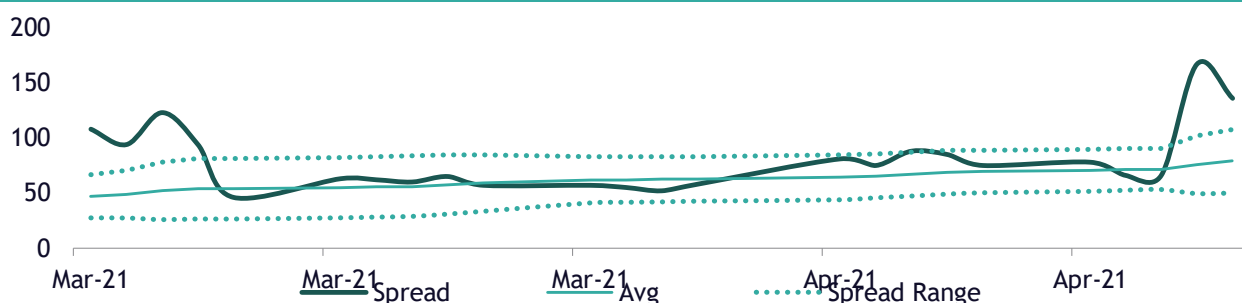
19 April 2021



GUARSEED

Spot Price Jodhpur (Rs/100kg)				NCDEX CLOSE			May-Apr	Upper Range	165
4204		Apr-21	May-21	Jun-21	Jul-21	137			
		3993	4129	4200	4200	108			
Basis								Avg	79
Spot- Apr-21	Spot- May-21	Spot- Jun-21	Spot- Jul-21						
211	75	4	4						
Calendar Spread								Lower Range	50
Contracts	May-Apr	Jun-Apr	Jul-Apr	Jun-May	Jul-May	Jul-Jun	21		
Spread	136	207	207	71	71	0	-8		
Avg (25-Day)	79	117	115	38	36	-1			

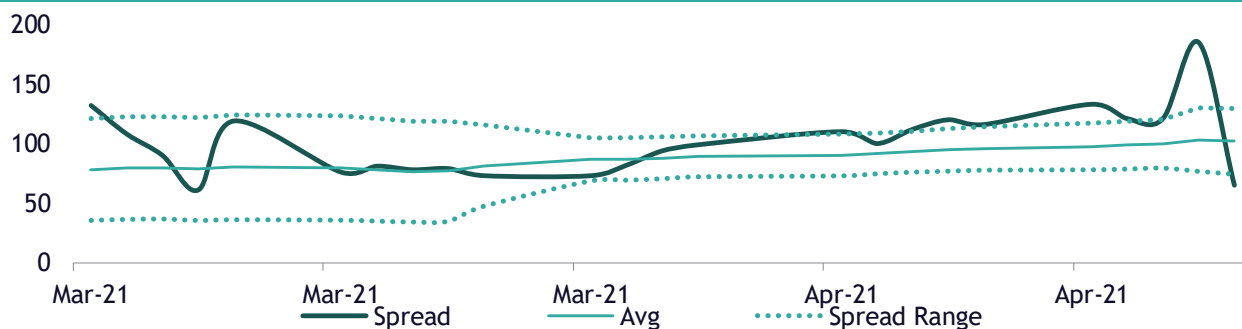
Spread Chart - May-Apr



GUARGUM

Spot Price Jodhpur (Rs/100kg)				NCDEX CLOSE			May-Apr	Upper Range	185
6500		Apr-21	May-21	Jun-21	Jul-21	157			
		6325	6390	6483	6483	130			
Basis								Avg	102
Spot- Apr-21	Spot- May-21	Spot- Jun-21		Spot- Jul-21					
175	110	17		17					
Calendar Spread								Lower Range	74
Contracts	May-Apr	Jun-Apr	Jul-Apr	Jun-May	Jul-May	Jul-Jun	47		
Spread	65	158	158	93	93	0	19		
Avg (25-Day)	102	188	187	86	85	-1			

Spread Chart - May-Apr



DAILY SPREAD REPORT

For Agriculture Commodities

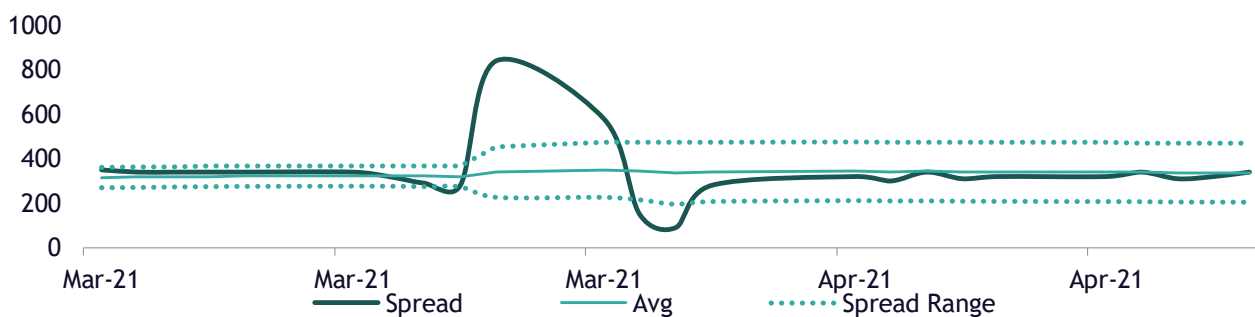
19 April 2021



COTTON

Spot Price Rajkot (Rs/100kg)				MCX CLOSE			May-Apr	Upper Range	735
22100		Apr-21	May-21	Jun-21	Jul-21				
		21440	21780	22110	22250				
Basis									
Spot- Apr-21	Spot- May-21	Spot- Jun-21		Spot- Jul-21					
660	320	-10		-150					
Calendar Spread									
Contracts	May-Apr	Jun-Apr	Jul-Apr	Jun-May	Jul-May	Jul-Jun			
Spread	340	670	810	330	470	140			
Avg (25-Day)	337	656	1034	318	697	378			
							Lower Range	205	
								72	
								-60	

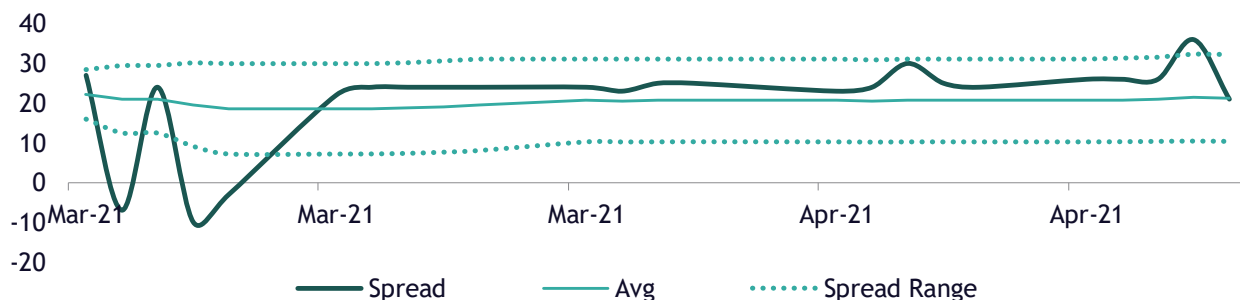
Spread Chart - May-Apr



COTTONSEED OIL CAKE

Spot Price Kadi (Rs/100kg)				MCX CLOSE			May-Apr	Upper Range	54
2800		Apr-21	May-21	Jun-21	Jul-21	Range			43
		2745	2766	2837	2873				32
Basis								Avg	21
Spot- Apr-21	Spot- May-21	Spot- Jun-21		Spot- Jul-21					
55	34	-37		-73					
Calendar Spread								Lower Range	10
Contracts	May-Apr	Jun-Apr	Jul-Apr	Jun-May	Jul-May	Jul-Jun			-1
Spread	21	92	128	71	107	36			-12
Avg (25-Day)	21	63	110	42	89	47			

Spread Chart - May-Apr



DAILY SPREAD REPORT

For Agriculture Commodities

19 April 2021



IMPORTANT NOTE

- Figures in 'Green' indicates the Spread has breached the upper end of the average spread range. The one in 'Red' shows the spread has broken below the lower end of the average spread range and in 'Blue', it shows the spread is inside the average spread range.
- The Average Spread Range is calculated on the basis of Standard Deviation of 25-Simple Moving Average.
- Breakout from the range indicates an opportunity; however, it is based on statistical studies and does not take into consideration the fundamental aspects, currency volatility or other events.
- Calculations are on closing basis, intra-day movements are not considered.
- A sudden fall/rise seen in the spread charts around 20th/15th/30th of a month is due to contract expiry.

GENERAL DISCLOSURES & DISCLAIMERS:

CERTIFICATION

We, Anu V Pai, Hareesh V and Vinod T P, employees of Geojit Financial Services Limited (GFSL), authors of this report, hereby certify that all the views expressed in this research report (report) reflect our personal views about any or all of the subject issuer or securities/ commodities.

DISCLAIMER

This report has been prepared by GFSL and the report & its contents are the exclusive property of GFSL and the recipient cannot tamper with the report or its contents in any manner and the said report, shall in no case, be further distributed to any third party for commercial use, with or without consideration. GFSL has taken steps to ensure that facts in this report are based on reliable information but cannot testify, nor make any representation or warranty, express or implied, to the accuracy, contents or data contained within this report. It is hereby confirmed that wherever GFSL has employed a rating system in this report, the rating system has been clearly defined including the time horizon and benchmarks on which the rating is based. Descriptions of any Commodity or Commodities mentioned herein are not intended to be complete and this report is not, and should not be construed as an offer or solicitation of an offer, to buy or sell any commodity or other financial instruments. GFSL has not taken any steps to ensure that the commodity/(ies) referred to in this report are suitable for any particular investor. This Report is not to be relied upon in substitution for the exercise of independent judgment. Opinions or estimates expressed are current opinions as of the original publication date appearing on this Report and the information, including the opinions and estimates contained herein, are subject to change without notice. GFSL is under no duty to update this report from time to time.

RISK DISCLOSURE

Geojit Financial Services Limited and/or its Affiliates and its officers, directors and employees including the analyst/authors shall not be in any way be responsible for any loss or damage that may arise to any person from any inadvertent error in the information contained in this report. Investors may lose his/her entire investment under certain market conditions so before acting on any advice or recommendation in these material, investors should consider whether it is suitable for their particular circumstances and, if necessary, seek professional advice. This report does not take into account the specific investment objectives, financial situation/circumstances and the particular needs of any specific person who may receive this document. The user assumes the entire risk of any use made of this information. Each recipient of this report should make such investigation as it deems necessary to arrive at an independent evaluation of an investment in the Commodity/(ies) referred to in this report (including the merits and risks involved). The price, volume and income of the investments referred to in this report may fluctuate and investors may realize losses that may exceed their original capital. The investments or services contained or referred to in this report may not be suitable for all equally and it is recommended that an independent investment advisor be consulted. In addition, nothing in this report constitutes investment, legal, accounting or tax advice or a representation that any investment or strategy is suitable or appropriate to individual circumstances or otherwise constitutes a personal recommendation of GFSL.

REGULATORY DISCLOSURES:

Geojit Financial Services Limited's Associates consists of companies such as Geojit Technologies Private Limited (GTPL- software solutions provider), Geojit Credits Private Limited (GCPL- NBFC Services provider), Geojit Investment Services Limited (GISL- Corporate Agent for Insurance products), Geojit Financial Management Services Private Limited (GFMSL) & Geojit Financial Distribution Private Limited (GFDPL), (Distributors of Insurance and MF Units). In the context of the SEBI Regulations on Research Analysts (2014), Geojit Financial Services Limited affirms that we are a SEBI registered Research Entity and we issue research reports /research analysis etc that are prepared by our Research Analysts. We also affirm and undertake that no disciplinary action has been taken against us or our Analysts in connection with our business activities. In compliance with the above mentioned SEBI Regulations, the following additional disclosures are also provided which may be considered by the reader before making an investment decision:

1. Disclosures regarding Ownership:

GFSL confirms that: It/its associates have no financial interest or any other material conflict in relation to the subject Commodity futures covered herein at the time of publication of this report.

Further, the Research Analyst confirms that: He, his associates and his relatives have no financial interest in the subject Commodity futures covered herein, and they have no other material conflict in the subject Commodity at the time of publication of this report.

DAILY SPREAD REPORT

For Agriculture Commodities

19 April 2021



2. Disclosures regarding Compensation: During the past 12 months, GFSL or its Associates have not received any compensation or other benefits from any entity/ third party in connection with the Commodity futures mentioned in this report. 3.
- Disclosure regarding the Research Analyst's connection with the Commodity futures: It is affirmed that we, Anu V Pai, Hareesh V and Vinod T P, employed as Research Analysts by GFSL and engaged in the preparation of this report have no substantial ownership or financial interest over any Commodity futures mentioned in the report.
4. Disclosure regarding Market Making activity: Neither GFSL nor its Research Analysts have engaged in market making activities for the subject Commodity futures.

Copyright in this report vests exclusively with GFSL

Geojit Financial Services Ltd., 34/659-P, Civil Line Road, Padivattom, Kochi - 682024
Toll-Free Number: 1800-425-5501 / 1800-103-5501, Paid Number: 91 - 484 - 2901000
Research Entity SEBI Registration Number: INH200000345
Email id: customer-care@geojit.com, Web: www.geojit.com

SEBI Stock Broker Registration No INZ000104737, Research Entity SEBI Reg No: INH200000345, Investment Adviser SEBI Reg No: INA200002817, Portfolio Manager: INP000003203, SEBI Registration No. Stock Broker: INZ000104737 / Depository Participant: IN-DP-325-2017, ARN Regn.Nos:0098, IRDA Corporate Agent (Composite) No.:CA0226.
