

Disappointing Quarter; muted FY25 guidance

Information Technology ▶ Result Update ▶ April 19, 2024

TARGET PRICE (Rs): 1,750

Infosys reported a disappointing operating performance in Q4. Revenue declined 2.2% QoQ in cc terms, falling short of our expectations. Weakness was on account of persistent muted discretionary spending, along with a one-time impact of ~100bps due to re-scoping & re-negotiation with a large BFSI client. EBITM declined by 40bps QoQ to 20.1%, while adjusted for one-off impact from rescoping of a large BFSI contract, EBITM at ~21.1% fell slightly below our estimate of 21.4%. Large-deal TCV in Q4 was healthy at USD4.45bn, of which 44% is net new. Company has guided for revenue growth of 1-3% cc in FY25 (implying CQGR of 1.1-1.9%), with EBITM of 20-22%. Mgmt suggested that discretionary spending remains weak, as seen in H2FY24. Even after lowering revenue growth guidance through FY24, Infosys missed its implied Q4 guidance which raises concerns on growth predictability. We cut FY25-26E EPS by 6-6.5%, building in the Q4 miss, lower guidance, and higher ETR. Continual performance miss is likely to weigh on the stock, but valuation is not demanding (~5% FCF yield). We retain BUY with TP now at Rs1,750, on 25x Mar-26E EPS.

Infosys: Financial Snapshot (Consolidated)

Y/E Mar (Rs mn)	FY22	FY23	FY24	FY25E	FY26E
Revenue	1,216,410	1,467,670	1,536,710	1,609,118	1,774,289
EBITDA	314,920	351,310	364,250	387,150	433,519
Adj. PAT	221,110	240,950	262,320	258,166	290,871
Adj. EPS (Rs)	52.6	58.1	63.2	62.2	70.1
EBITDA margin (%)	25.9	23.9	23.7	24.1	24.4
EBITDA growth (%)	12.9	11.6	3.7	6.3	12.0
Adj. EPS growth (%)	15.8	10.5	8.8	(1.6)	12.7
RoE (%)	29.0	31.8	31.9	27.7	28.3
RoIC (%)	55.7	55.2	49.5	46.9	50.8
P/E (x)	27.0	24.4	22.5	22.8	20.3
EV/EBITDA (x)	17.8	15.9	15.1	14.0	12.3
P/B (x)	7.9	7.8	6.7	6.0	5.4
FCFF yield (%)	3.8	3.5	4.1	4.1	4.8

Source: Company, Emkay Research

Results Summary

Infosys's revenue declined 2.1% QoQ (down 2.2% in cc terms) to USD4.56bn, coming in below our estimate of USD4.64bn and missing Company's implied guidance. If not for the one-time impact from re-scoping of a large contract, Company would have delivered growth within its guided range. Reported EBITM declined by 40bps QoQ to 20.1%, logging below our estimate of 21.4%. Both, revenue and margin, saw a 100bps impact due to renegotiation and rescoping of a large contract with a BFSI client. Margins were also negatively impacted, by 80bps, due to wage hikes implemented in Nov-23, higher brand building, and visa expenses offset by tailwinds from lower provision for client receivables (60bps), benefits of project Maximus (40bps) and lower impact from the cyber security incident (40bps). Among verticals, BFSI (-7.1% QoQ), Retail (-4.1%), Manufacturing (-3.4%), and Life Sciences (-6%) saw a decline, while Communications (5.6%), Hi-Tech (10.6%), and ERU (0.1%) saw growth. All geographies witnessed a decline on sequential basis, with North America and Europe down 1.1% and 0.7%, respectively. Deal-win TCV was healthy at USD4.45bn. Total headcount declined 1.7% QoQ to 317,240. Company has declared a final dividend of Rs20, along with a special dividend of Rs8 per share. **What we liked:** Healthy deal intake, cash conversion (FY24 OCF/EBITDA: 71.6%), further reduction in LTM attrition (12.6% vs 12.9% in Q3). **What we did not like:** Operating performance miss; lower revenue guidance for FY25.

Earnings Call KTAs

i) In Q4, Company had re-scoping and renegotiation of one of the large contracts in the BFSI segment, leading to a one-time impact of ~100bps in Q4. Nearly 85% of the scope of the contract continues as-is. Management indicated this to be an isolated incident. ii) Company continues to witness macroeconomic effects (high inflation and interest rates) in BFSI, in turn leading to cautious spending by clients. iii) Management expects the normal seasonality to play out in FY25 per its guidance, i.e. H1 to be stronger than H2. iv) Communication clients maintain a cautious approach amid growth concerns and challenges. Growth in coming quarters will be led by ramp-ups of previously won deals. v) Micro-concerns in Hi-tech persist, leading to delay in deal closures, decision-making, and clients' repurposing spend. Discretionary programs have been kept on hold. vi) Company expects FY25 growth to accelerate from FY24 levels in Financial Services and Telecom, due to large-deal wins. Manufacturing, while still showing healthy growth, will see lower growth vs FY24. Hi-tech is expected to remain soft. vii) Effective FY25, Company expects to continue its capital allocation policy of returning ~85% of FCFs cumulatively over a 5-year period (FY25-29). viii) It acquired in-tech, a leading ER&D services provider focused on the German automotive industry, for a cash consideration of EUR450mn (EV/S 2.6x). The acquisition is expected to close during H1FY25.

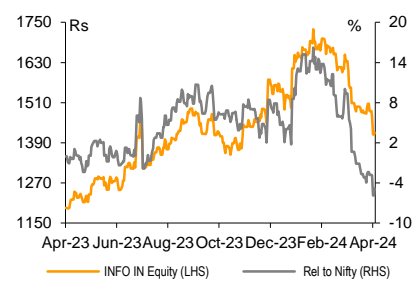
Target Price – 12M	Mar-25
Change in TP (%)	(5.4)
Current Reco.	BUY
Previous Reco.	BUY
Upside/(Downside) (%)	23.3
CMP (18-Apr-24) (Rs)	1,419.3

Stock Data	Ticker
52-week High (Rs)	1,733
52-week Low (Rs)	1,215
Shares outstanding (mn)	4,150.9
Market-cap (Rs bn)	5,891
Market-cap (USD mn)	70,516
Net-debt, FY25E (Rs mn)	-457,798
ADTV-3M (mn shares)	7
ADTV-3M (Rs mn)	11,050.1
ADTV-3M (USD mn)	132.3
Free float (%)	86.0
Nifty-50	21,996
INR/USD	83.5
Shareholding, Dec-23	
Promoters (%)	13.2
FPIs/MFs (%)	30.1/32.0

Price Performance

(%)	1M	3M	12M
Absolute	(11.4)	(13.6)	12.7
Rel. to Nifty	(11.3)	(15.3)	(9.3)

1-Year share price trend (Rs)



Dipesh Mehta

dipeshkumar.mehta@emkayglobal.com
+91 22 6612 1253

Ayush Bansal

ayush.bansal@emkayglobal.com
+91 22 6612 1344

Pulkit Chawla

pulkit.chawla@emkayglobal.com
+91 22 6642 4258

Exhibit 1: Quarterly snapshot

(Rs mn)	Q4 FY24	Q3 FY24	QoQ chg	Q4 FY23	YoY chg
Net sales (USD mn)	4,564	4,663	-2.1%	4,554	0.2%
Net sales	379,230	388,210	-2.3%	374,410	1.3%
Operating expenses	291,390	296,840		284,430	
EBITDA	87,840	91,370	-3.9%	89,980	-2.4%
Margins (%)	23.2	23.5	(40)	24.0	(90)
Depreciation	11630	11760		11210	
EBIT	76,210	79,610	-4.3%	78,770	-3.2%
Margins (%)	20.1	20.5	(40)	21.0	(90)
Interest received					
Other income (net)	26,190	6,580		5,890	
Pre-tax profit	102,400	86,190	18.8%	84,660	
Tax provided	22,650	25,060		23,320	
Profit after tax	79,750	61,130		61,340	
Emkay Net profit	79,750	61,130	30.5%	61,340	30.0%
EPS (Rs)	19.2	14.7	30.5%	14.8	30.0%

Source: Company, Emkay Research

Exhibit 2: Actuals vs estimates

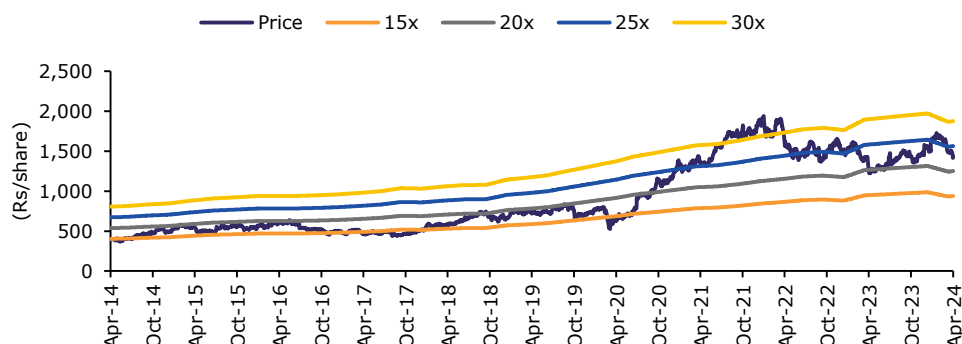
(Rs mn)	Actual	Estimate		Variation		Comment
		Emkay	Consensus	Emkay	Consensus	
Revenue (USD mn)	4,564	4,640	4,643	-1.6%	-1.7%	Revenue came below our expectations and missed the company's implied guidance.
Sales	379,230	385,094	385,561	-1.5%	-1.6%	
EBIT	76,210	82,247	80,582	-7.3%	-5.4%	Margin missed expectations.
EBIT margin	20.1%	21.4%	20.9%	-130 bps	-80 bps	
PAT	79,750	63,821	62,461	25.0%	27.7%	Net profit beat expectations due to income tax refund for prior years. Adjusted net profit missed expectations.

Source: Company, Bloomberg, Emkay Research

Exhibit 3: Changes in estimates

(Rs mn)	FY25E			FY26E		
	Old	New	Change	Old	New	Change
Revenue (USD mn)	19,766	19,156	-3.1%	21,650	20,874	-3.6%
YoY growth	6.1%	3.2%		9.5%	9.0%	
Revenue	1,660,358	1,609,118	-3.1%	1,840,212	1,774,289	-3.6%
EBIT	353,511	338,956	-4.1%	395,086	380,571	-3.7%
EBIT margin	21.3	21.1		21.5	21.4	
Net profit	275,819	258,166	-6.4%	309,738	290,871	-6.1%
EPS (Rs)	66.5	62.2	-6.4%	74.6	70.1	-6.1%

Source: Company, Emkay Research

Exhibit 4: Infosys – One-year forward P/E

Source: Company, Emkay Research

Infosys: Consolidated Financials and Valuations

Profit & Loss					
Y/E Mar (Rs mn)	FY22	FY23	FY24	FY25E	FY26E
Revenue	1,216,410	1,467,670	1,536,710	1,609,118	1,774,289
Revenue growth (%)	21.1	20.7	4.7	4.7	10.3
EBITDA	314,920	351,310	364,250	387,150	433,519
EBITDA growth (%)	12.9	11.6	3.7	6.3	12.0
Depreciation & Amortization	34,770	42,250	46,780	48,194	52,947
EBIT	280,150	309,060	317,470	338,956	380,571
EBIT growth (%)	13.8	10.3	2.7	6.8	12.3
Other operating income	0	0	0	0	0
Other income	22,950	27,160	45,420	28,053	32,501
Financial expense	2,000	3,000	3,000	3,000	3,000
PBT	301,100	333,220	359,890	364,009	410,073
Extraordinary items	0	0	0	0	0
Taxes	79,640	92,140	97,410	105,563	118,921
Minority interest	(350)	(130)	(160)	(280)	(280)
Income from JV/Associates	0	0	0	0	0
Reported PAT	221,110	240,950	262,320	258,166	290,871
PAT growth (%)	14.3	9.0	8.9	(1.6)	12.7
Adjusted PAT	221,110	240,950	262,320	258,166	290,871
Diluted EPS (Rs)	52.6	58.1	63.2	62.2	70.1
Diluted EPS growth (%)	15.8	10.5	8.8	(1.6)	12.7
DPS (Rs)	31.0	34.0	46.0	40.0	45.0
Dividend payout (%)	59.0	58.5	72.8	64.3	64.2
EBITDA margin (%)	25.9	23.9	23.7	24.1	24.4
EBIT margin (%)	23.0	21.1	20.7	21.1	21.4
Effective tax rate (%)	26.4	27.7	27.1	29.0	29.0
NOPLAT (pre-IndAS)	206,051	223,601	231,542	240,659	270,206
Shares outstanding (mn)	4,205.6	4,148.6	4,150.4	4,150.4	4,150.4

Source: Company, Emkay Research

Cash flows					
Y/E Mar (Rs mn)	FY22	FY23	FY24	FY25E	FY26E
PBT	301,100	333,220	359,890	364,009	410,073
Others (non-cash items)	36,490	49,840	44,550	47,914	52,667
Taxes paid	(76,120)	(87,940)	(92,310)	(105,563)	(118,921)
Change in NWC	(11,830)	(65,030)	(51,620)	(11,755)	(18,322)
Operating cash flow	249,640	230,220	260,660	294,606	325,497
Capital expenditure	(21,610)	(25,790)	(22,010)	(54,755)	(43,560)
Acquisition of business	(530)	(9,700)	(1,010)	(10,125)	0
Interest & dividend income	18,980	18,630	21,670	23,853	28,301
Investing cash flow	(74,950)	(17,640)	(58,650)	(64,880)	(43,560)
Equity raised/(repaid)	(109,960)	(118,110)	50	0	0
Debt raised/(repaid)	0	0	0	0	0
Payment of lease liabilities	(9,150)	(12,310)	(20,240)	0	0
Interest paid	0	0	0	0	0
Dividend paid (incl tax)	(127,310)	(136,530)	(154,850)	(166,018)	(186,770)
Others	(690)	1,380	(840)	0	0
Financing cash flow	(247,110)	(265,570)	(175,880)	(166,018)	(186,770)
Net chg in Cash	(72,420)	(52,990)	26,130	63,708	95,167
OCF	249,640	230,220	260,660	294,606	325,497
Adj. OCF (w/o NWC chg.)	261,470	295,250	312,280	306,360	343,819
FCFF	228,030	204,430	238,650	239,851	281,937
FCFE	245,010	220,060	257,320	260,704	307,238
OCF/EBITDA (%)	79.3	65.5	71.6	76.1	75.1
FCFE/PAT (%)	110.8	91.3	98.1	101.0	105.6
FCFF/NOPLAT (%)	110.7	91.4	103.1	99.7	104.3

Source: Company, Emkay Research

Balance Sheet					
Y/E Mar (Rs mn)	FY22	FY23	FY24	FY25E	FY26E
Share capital	20,980	20,690	20,710	20,710	20,710
Reserves & Surplus	736,380	737,260	863,900	956,048	1,060,150
Net worth	757,360	757,950	884,610	976,758	1,080,860
Minority interests	0	0	0	0	0
Deferred tax liability (net)	(560)	(250)	13,400	13,400	13,400
Total debt	0	0	0	0	0
Total liabilities & equity	756,800	757,700	898,010	990,158	1,094,260
Net tangible fixed assets	130,750	133,460	123,700	115,872	110,165
Net intangible assets	17,070	17,490	13,970	23,632	18,311
Net ROU assets	48,230	68,820	65,520	69,726	71,368
Capital WIP	5,040	4,470	4,480	5,000	5,000
Goodwill	61,950	72,480	73,030	83,155	83,155
Investments [JV/Associates]	0	0	0	0	0
Cash & equivalents	377,960	316,510	394,090	457,798	552,965
Current assets (ex-cash)	525,730	632,480	698,810	734,789	800,613
Current Liab. & Prov.	409,930	488,010	475,590	499,815	547,316
NWC (ex-cash)	115,800	144,470	223,220	234,975	253,297
Total assets	756,800	757,700	898,010	990,158	1,094,260
Net debt	(377,960)	(316,510)	(394,090)	(457,798)	(552,965)
Capital employed	756,800	757,700	898,010	990,158	1,094,260
Invested capital	373,800	436,720	499,440	527,360	536,295
BVPS (Rs)	180.1	182.7	213.1	235.3	260.4
Net Debt/Equity (x)	(0.5)	(0.4)	(0.4)	(0.5)	(0.5)
Net Debt/EBITDA (x)	(1.2)	(0.9)	(1.1)	(1.2)	(1.3)
Interest coverage (x)	0.0	0.0	0.0	0.0	0.0
RoCE (%)	39.8	44.4	43.8	38.9	39.6

Source: Company, Emkay Research

Valuations and key Ratios					
Y/E Mar	FY22	FY23	FY24	FY25E	FY26E
P/E (x)	27.0	24.4	22.5	22.8	20.3
P/CE(x)	23.3	20.8	19.1	19.2	17.1
P/B (x)	7.9	7.8	6.7	6.0	5.4
EV/Sales (x)	4.6	3.8	3.6	3.4	3.0
EV/EBITDA (x)	17.8	15.9	15.1	14.0	12.3
EV/EBIT(x)	20.0	18.0	17.3	16.0	14.0
EV/IC (x)	15.0	12.8	11.0	10.3	10.0
FCFF yield (%)	3.8	3.5	4.1	4.1	4.8
FCFE yield (%)	4.1	3.7	4.4	4.4	5.2
Dividend yield (%)	2.2	2.4	3.2	2.8	3.2
DuPont-RoE split					
Net profit margin (%)	18.2	16.4	17.1	16.0	16.4
Total asset turnover (x)	1.6	1.9	1.9	1.7	1.7
Assets/Equity (x)	1.0	1.0	1.0	1.0	1.0
RoE (%)	29.0	31.8	31.9	27.7	28.3
DuPont-RoIC					
NOPLAT margin (%)	16.9	15.2	15.1	15.0	15.2
IC turnover (x)	3.3	3.6	3.3	3.1	3.3
RoIC (%)	55.7	55.2	49.5	46.9	50.8
Operating metrics					
Core NWC days	34.7	35.9	53.0	53.3	52.1
Total NWC days	34.7	35.9	53.0	53.3	52.1
Fixed asset turnover	2.7	3.0	2.9	2.9	2.9
Opex-to-revenue (%)	74.1	76.1	76.3	75.9	75.6

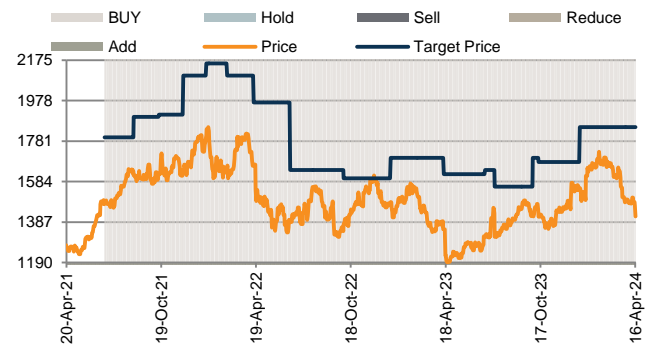
Source: Company, Emkay Research

RECOMMENDATION HISTORY - DETAILS

Date	Closing Price (INR)	TP (INR)	Rating	Analyst
31-Mar-24	1,498	1,850	Buy	Dipeshkumar Mehta
01-Mar-24	1,655	1,850	Buy	Dipeshkumar Mehta
12-Jan-24	1,613	1,850	Buy	Dipeshkumar Mehta
31-Dec-23	1,543	1,850	Buy	Dipeshkumar Mehta
30-Nov-23	1,455	1,680	Buy	Dipeshkumar Mehta
13-Oct-23	1,413	1,680	Buy	Dipeshkumar Mehta
02-Oct-23	1,417	1,700	Buy	Dipeshkumar Mehta
21-Jul-23	1,315	1,560	Buy	Dipeshkumar Mehta
02-Jul-23	1,318	1,640	Buy	Dipeshkumar Mehta
14-Apr-23	1,353	1,620	Buy	Dipeshkumar Mehta
01-Apr-23	1,391	1,700	Buy	Dipeshkumar Mehta
13-Jan-23	1,465	1,700	Buy	Dipeshkumar Mehta
02-Jan-23	1,485	1,700	Buy	Dipeshkumar Mehta
14-Oct-22	1,421	1,600	Buy	Dipeshkumar Mehta
04-Oct-22	1,377	1,600	Buy	Dipeshkumar Mehta
25-Jul-22	1,449	1,640	Buy	Dipeshkumar Mehta
23-Jun-22	1,400	1,640	Buy	Dipeshkumar Mehta
01-Jun-22	1,425	1,970	Buy	Dipeshkumar Mehta
14-Apr-22	1,667	1,970	Buy	Dipeshkumar Mehta
01-Apr-22	1,815	2,100	Buy	Dipeshkumar Mehta
22-Feb-22	1,654	2,100	Buy	Dipeshkumar Mehta
13-Jan-22	1,809	2,160	Buy	Dipeshkumar Mehta
01-Jan-22	1,800	2,100	Buy	Dipeshkumar Mehta
30-Nov-21	1,633	2,100	Buy	Dipeshkumar Mehta
14-Oct-21	1,622	1,910	Buy	Dipeshkumar Mehta
02-Oct-21	1,574	1,900	Buy	Dipeshkumar Mehta
27-Aug-21	1,615	1,900	Buy	Dipeshkumar Mehta
15-Jul-21	1,494	1,800	Buy	Dipeshkumar Mehta
02-Jul-21	1,482	1,800	Buy	Dipeshkumar Mehta

Source: Company, Emkay Research

RECOMMENDATION HISTORY - TREND



Source: Company, Bloomberg, Emkay Research

GENERAL DISCLOSURE/DISCLAIMER BY EMKAY GLOBAL FINANCIAL SERVICES LIMITED (EGFSL):

Emkay Global Financial Services Limited (CIN-L67120MH1995PLC084899) and its affiliates are a full-service, brokerage, investment banking, investment management and financing group. Emkay Global Financial Services Limited (EGFSL) along with its affiliates are participants in virtually all securities trading markets in India. EGFSL was established in 1995 and is one of India's leading brokerage and distribution house. EGFSL is a corporate trading member of BSE Limited (BSE), National Stock Exchange of India Limited (NSE), MCX Stock Exchange Limited (MCX-SX), Multi Commodity Exchange of India Ltd (MCX) and National Commodity & Derivatives Exchange Limited (NCDEX) (hereinafter referred to be as "Stock Exchange(s)"). EGFSL along with its [affiliates] offers the most comprehensive avenues for investments and is engaged in the businesses including stock broking (Institutional and retail), merchant banking, commodity broking, depository participant, portfolio management and services rendered in connection with distribution of primary market issues and financial products like mutual funds, fixed deposits. Details of associates are available on our website i.e. www.emkayglobal.com.

EGFSL is registered as Research Analyst with the Securities and Exchange Board of India ("SEBI") bearing registration Number INH000000354 as per SEBI (Research Analysts) Regulations, 2014. EGFSL hereby declares that it has not defaulted with any Stock Exchange nor its activities were suspended by any Stock Exchange with whom it is registered in last five years. However, SEBI and Stock Exchanges had conducted their routine inspection and based on their observations have issued advice letters or levied minor penalty on EGFSL for certain operational deviations in ordinary/routine course of business. EGFSL has not been debarred from doing business by any Stock Exchange / SEBI or any other authorities; nor has its certificate of registration been cancelled by SEBI at any point of time.

EGFSL offers research services to its existing clients as well as prospects. The analyst for this report certifies that all of the views expressed in this report accurately reflect his or her personal views about the subject company or companies and its or their securities, and no part of his or her compensation was, is or will be, directly or indirectly related to specific recommendations or views expressed in this report.

This report is based on information obtained from public sources and sources believed to be reliable, but no independent verification has been made nor is its accuracy or completeness guaranteed. This report and information herein is solely for informational purpose and shall not be used or considered as an offer document or solicitation of offer to buy or sell or subscribe for securities or other financial instruments. Though disseminated to all the clients simultaneously, not all clients may receive this report at the same time. The securities discussed and opinions expressed in this report may not be suitable for all investors, who must make their own investment decisions, based on their own investment objectives, financial positions and needs of specific recipient.

EGFSL and/or its affiliates may seek investment banking or other business from the company or companies that are the subject of this material. EGFSL may have issued or may issue other reports (on technical or fundamental analysis basis) of the same subject company that are inconsistent with and reach different conclusion from the information, recommendations or information presented in this report or are contrary to those contained in this report. Users of this report may visit www.emkayglobal.com to view all Research Reports of EGFSL. The views and opinions expressed in this document may or may not match or may be contrary with the views, estimates, rating, and target price of the research published by any other analyst or by associate entities of EGFSL; our proprietary trading, investment businesses or other associate entities may make investment decisions that are inconsistent with the recommendations expressed herein. In reviewing these materials, you should be aware that any or all of the foregoing, among other things, may give rise to real or potential conflicts of interest including but not limited to those stated herein. Additionally, other important information regarding our relationships with the company or companies that are the subject of this material is provided herein. All material presented in this report, unless specifically indicated otherwise, is under copyright to Emkay. None of the material, nor its content, nor any copy of it, may be altered in any way, transmitted to, copied or distributed to any other party, without the prior express written permission of EGFSL. All trademarks, service marks and logos used in this report are trademarks or registered trademarks of EGFSL or its affiliates. The information contained herein is not intended for publication or distribution or circulation in any manner whatsoever and any unauthorized reading, dissemination, distribution or copying of this communication is prohibited unless otherwise expressly authorized. Please ensure that you have read "Risk Disclosure Document for Capital Market and Derivatives Segments" as prescribed by Securities and Exchange Board of India before investing in Indian Securities Market. In so far as this report includes current or historic information, it is believed to be reliable, although its accuracy and completeness cannot be guaranteed.

This report has not been reviewed or authorized by any regulatory authority. There is no planned schedule or frequency for updating research report relating to any issuer/subject company.

Please contact the primary analyst for valuation methodologies and assumptions associated with the covered companies or price targets.

Disclaimer for U.S. persons only: Research report is a product of Emkay Global Financial Services Ltd., under Marco Polo Securities 15a6 chaperone service, which is the employer of the research analyst(s) who has prepared the research report. The research analyst(s) preparing the research report is/are resident outside the United States (U.S.) and are not associated persons of any U.S. regulated broker-dealer and therefore the analyst(s) is/are not subject to supervision by a U.S. broker-dealer, and is/are not required to satisfy the regulatory licensing requirements of Financial Institutions Regulatory Authority (FINRA) or required to otherwise comply with U.S. rules or regulations regarding, among other things, communications with a subject company, public appearances and trading securities held by a research analyst account.

This report is intended for distribution to "Major Institutional Investors" as defined by Rule 15a-6(b)(4) of the U.S. Securities and Exchange Act, 1934 (the Exchange Act) and interpretations thereof by U.S. Securities and Exchange Commission (SEC) in reliance on Rule 15a 6(a)(2). If the recipient of this report is not a Major Institutional Investor as specified above, then it should not act upon this report and return the same to the sender. Further, this report may not be copied, duplicated and/or transmitted onward to any U.S. person, which is not the Major Institutional Investor. In reliance on the exemption from registration provided by Rule 15a-6 of the Exchange Act and interpretations thereof by the SEC in order to conduct certain business with Major Institutional Investors. Emkay Global Financial Services Ltd. has entered into a chaperoning agreement with a U.S. registered broker-dealer, Marco Polo Securities Inc. ("Marco Polo"). Transactions in securities discussed in this research report should be effected through Marco Polo or another U.S. registered broker dealer.

RESTRICTIONS ON DISTRIBUTION

This report is not directed to, or intended for distribution to or use by, any person or entity who is a citizen or resident of or located in any locality, state, country or other jurisdiction where such distribution, publication, availability or use would be contrary to law or regulation. Except otherwise restricted by laws or regulations, this report is intended only for qualified, professional, institutional or sophisticated investors as defined in the laws and regulations of such jurisdictions. Specifically, this document does not constitute an offer to or solicitation to any U.S. person for the purchase or sale of any financial instrument or as an official confirmation of any transaction to any U.S. person. Unless otherwise stated, this message should not be construed as official confirmation of any transaction. No part of this document may be distributed in Canada or used by private customers in United Kingdom.

ANALYST CERTIFICATION BY EMKAY GLOBAL FINANCIAL SERVICES LIMITED (EGFSL)

The research analyst(s) primarily responsible for the content of this research report, in part or in whole, certifies that the views about the companies and their securities expressed in this report accurately reflect his/her personal views. The analyst(s) also certifies that no part of his/her compensation was, is, or will be, directly or indirectly, related to specific recommendations or views expressed in the report. The research analyst (s) primarily responsible of the content of this research report, in part or in whole, certifies that he or his associated persons¹ may have served as an officer, director or employee of the issuer or the new listing applicant (which includes in the case of a real estate investment trust, an officer of the management company of the real estate investment trust; and in the case of any other entity, an officer or its equivalent counterparty of the entity who is responsible for the management of the issuer or the new listing applicant). The research analyst(s) primarily responsible for the content of this research report or his associate may have Financial Interests² in relation to an issuer or a new listing applicant that the analyst reviews. EGFSL has procedures in place to eliminate, avoid and manage any potential conflicts of interests that may arise in connection with the production of research reports. The research analyst(s) responsible for this report operates as part of a separate and independent team to the investment banking function of the EGFSL and procedures are in place to ensure that confidential information held by either the research or investment banking function is handled appropriately. There is no direct link of EGFSL compensation to any specific investment banking function of the EGFSL.

¹ An associated person is defined as (i) who reports directly or indirectly to such a research analyst in connection with the preparation of the reports; or (ii) another person accustomed or obliged to act in accordance with the directions or instructions of the analyst.

² Financial Interest is defined as interest that are commonly known financial interest, such as investment in the securities in respect of an issuer or a new listing applicant, or financial accommodation arrangement between the issuer or the new listing applicant and the firm or analysis. This term does not include commercial lending conducted at the arm's length, or investments in any collective investment scheme other than an issuer or new listing applicant notwithstanding the fact that the scheme has investments in securities in respect of an issuer or a new listing applicant.

COMPANY-SPECIFIC / REGULATORY DISCLOSURES BY EMKAY GLOBAL FINANCIAL SERVICES LIMITED (EGFSL):

Disclosures by Emkay Global Financial Services Limited (Research Entity) and its Research Analyst under SEBI (Research Analyst) Regulations, 2014 with reference to the subject company(s) covered in this report:-

- EGFSL, its subsidiaries and/or other affiliates and Research Analyst or his/her associate/relative's may have Financial Interest/proprietary positions in the securities recommended in this report as of April 19, 2024
- EGFSL, and/or Research Analyst does not market make in equity securities of the issuer(s) or company(ies) mentioned in this Report
Disclosure of previous investment recommendation produced:
- EGFSL may have published other investment recommendations in respect of the same securities / instruments recommended in this research report during the preceding 12 months. Please contact the primary analyst listed in the first page of this report to view previous investment recommendations published by EGFSL in the preceding 12 months.
- EGFSL, its subsidiaries and/or other affiliates and Research Analyst or his/her relative's may have material conflict of interest in the securities recommended in this report as of April 19, 2024
- EGFSL, its affiliates and Research Analyst or his/her associate/relative's may have actual/beneficial ownership of 1% or more securities of the subject company at the end of the month immediately preceding the April 19, 2024
- EGFSL or its associates may have managed or co-managed public offering of securities for the subject company in the past twelve months.
- EGFSL, its affiliates and Research Analyst or his/her associate may have received compensation in whatever form including compensation for investment banking or merchant banking or brokerage services or for products or services other than investment banking or merchant banking or brokerage services from securities recommended in this report (subject company) in the past 12 months.
- EGFSL, its affiliates and/or and Research Analyst or his/her associate may have received any compensation or other benefits from the subject company or third party in connection with this research report.

Emkay Rating Distribution

Ratings	Expected Return within the next 12-18 months.
BUY	>15% upside
ADD	5-15% upside
REDUCE	5% upside to 15% downside
SELL	<15% downside

Emkay Global Financial Services Ltd.

CIN - L67120MH1995PLC084899

7th Floor, The Ruby, Senapati Bapat Marg, Dadar - West, Mumbai - 400028. India
Tel: +91 22 66121212 Fax: +91 22 66121299 Web: www.emkayglobal.com

OTHER DISCLAIMERS AND DISCLOSURES:**Other disclosures by Emkay Global Financial Services Limited (Research Entity) and its Research Analyst under SEBI (Research Analyst) Regulations, 2014 with reference to the subject company(s) :-**

EGFSL or its associates may have financial interest in the subject company.

Research Analyst or his/her associate/relative's may have financial interest in the subject company.

EGFSL or its associates and Research Analyst or his/her associate/ relative's may have material conflict of interest in the subject company. The research Analyst or research entity (EGFSL) have not been engaged in market making activity for the subject company.

EGFSL or its associates may have actual/beneficial ownership of 1% or more securities of the subject company at the end of the month immediately preceding the date of public appearance or publication of Research Report.

Research Analyst or his/her associate/relatives may have actual/beneficial ownership of 1% or more securities of the subject company at the end of the month immediately preceding the date of public appearance or publication of Research Report.

Research Analyst may have served as an officer, director or employee of the subject company.

EGFSL or its affiliates may have received any compensation including for investment banking or merchant banking or brokerage services from the subject company in the past 12 months. . Emkay may have issued or may issue other reports that are inconsistent with and reach different conclusion from the information, recommendations or information presented in this report or are contrary to those contained in this report. Emkay Investors may visit www.emkayglobal.com to view all Research Reports. The views and opinions expressed in this document may or may not match or may be contrary with the views, estimates, rating, and target price of the research published by any other analyst or by associate entities of Emkay; our proprietary trading, investment businesses or other associate entities may make investment decisions that are inconsistent with the recommendations expressed herein. EGFSL or its associates may have received compensation for products or services other than investment banking or merchant banking or brokerage services from the subject company in the past 12 months. EGFSL or its associates may have received any compensation or other benefits from the Subject Company or third party in connection with the research report. EGFSL or its associates may have received compensation from the subject company in the past twelve months. Subject Company may have been client of EGFSL or its affiliates during twelve months preceding the date of distribution of the research report and EGFSL or its affiliates may have co-managed public offering of securities for the subject company in the past twelve months.

**SESHADRI
KUMAR SEN**

Digitally signed by SESHADRI KUMAR SEN
DN: c=IN, o=Personal,
pseudonym=133422712594461905DSUy8kk9un
4ET,
2.5.4.20=1217a0ac22644d6a490a50ef35978ca2cb
cf94e39548b678bafc1f296e1ced7,
postalCode=400011, st=Maharashtra,
serialNumber=07837cb61a11364e9d2229a78d0af
55d5d599551eb3b08ee76a10dbb491f06e,
cn=SESHADRI KUMAR SEN
Date: 2024.04.19 00:50:34 +05'30'

This report is intended for team emkay@whitemarquesolutions.com use and downloaded at 04/22/2024 12:56 PM

Emkay Research is also available on www.emkayglobal.com and Bloomberg EMKAY<GO>. Please refer to the last page of the report on Restrictions on Distribution. In Singapore, this research report or research analyses may only be distributed to Institutional Investors, Expert Investors or Accredited Investors as defined in the Securities and Futures Act, Chapter 289 of Singapore.