

Clean Science & Technology

BSE SENSEX
81,635S&P CNX
25,013

CMP: INR1,541

TP: INR1,580 (+3%)

Neutral



Stock Info

Bloomberg	CLEAN IN
Equity Shares (m)	106
M.Cap.(INRb)/(USDb)	163.8 / 2
52-Week Range (INR)	1690 / 1243
1, 6, 12 Rel. Per (%)	1/5/-18
12M Avg Val (INR M)	265
Free float (%)	25.0

Financials Snapshot (INR b)

Y/E March	FY25E	FY26E	FY27E
Sales	9.4	12.6	15.6
EBITDA	4.0	5.0	6.0
PAT	2.8	3.8	4.6
EPS (INR)	26.6	36.0	43.1
EPS Gr. (%)	15.7	35.3	19.8
BV/Sh.(INR)	136.3	167.6	205.1

Ratios

Net D:E	-0.0	-0.1	-0.2
RoE (%)	21.3	23.7	23.1
RoCE (%)	20.9	23.3	22.8
Payout (%)	13.1	13.1	13.1

Valuations

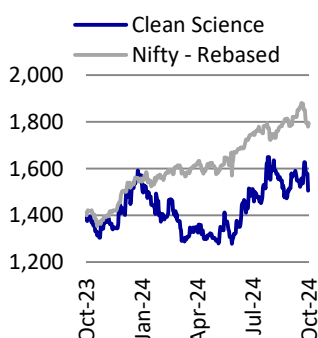
P/E (x)	57.7	42.6	35.6
P/BV (x)	11.2	9.1	7.5
EV/EBITDA (x)	40.9	32.3	26.4
Div. Yield (%)	0.2	0.3	0.4
FCF Yield (%)	0.4	1.4	1.9

Shareholding pattern (%)

As On	Jun-24	Mar-24	Jun-23
Promoter	75.0	75.0	75.0
DII	4.6	5.0	6.4
FII	6.1	5.9	5.8
Others	14.4	14.1	12.8

FII Includes depository receipts

Stock performance (one-year)



CFCL – Future growth engine

- CLEAN's R&D, focused on innovation and sustainability, achieved key milestones in FY24, including the commercialization of HALS series and the development of pharma intermediates. Currently, there are 10 new molecules in progress, which should drive future growth in the pharmaceuticals, polymers, and sustainable agrochemicals segments of the company.
- Clean Fino Chem (CFCL), a wholly owned subsidiary of CLEAN, is scaling up HALS production (current total capacity of 10.5ktpa) and expanding its capacity through Unit-4 and Unit-3 to meet rising global demand in pharmaceuticals, agrochemicals, and polymers. The new plastic application lab would further support HALS growth, while all future capex would happen in CFCL.
- During FY25-27, the company is expected to generate INR6b in FCF and plans to incur a capex of INR5.5b. The stock is currently trading at ~43x FY26E EPS of INR36 and ~32x FY26E EV/EBITDA. We value the stock at 40x Sep'26E EPS to arrive at our TP of INR1,580.

R&D forms the cornerstone of CLEAN's operations

- CLEAN's R&D has been a key driver of its growth and competitive advantage, with a focus on innovation, sustainability, and catalytic process improvement. It has increased its investments in R&D infrastructure and developed a strong pipeline of new products that position it well to capture future growth opportunities across its product segments.
- In FY24, CLEAN achieved significant R&D milestones with the development and commercialization of the HALS series (770 and 622) for polymer stabilization, alongside new pharmaceutical intermediates like 4-Hydroxy Tempo and DCC, both in high demand for API production and pharmaceutical applications. The increase in R&D expenses (up 7% YoY to INR67m) highlights the management's commitment to innovation and long-term growth.
- CLEAN is developing over 10 new molecules across key sectors, boosting future growth prospects for the pharmaceuticals and polymers segments. It is focusing on reducing pharma intermediate imports and creating sustainable agrochemical formulations for food security, in line with the Indian government's "Atmanirbhar Bharat" initiative.

CFCL – Dawn of a new era

- CFCL has the largest facility in the company's history, with a land parcel of 34 acres. CLEAN has invested INR3.4b in CFCL (since Mar'22) funded through internal accruals. The management aims to enhance supply chain stability, optimize costs, and ensure strict product quality control.

Aman Chowdhary- Research Analyst (Aman.Chowdhary@MotilalOswal.com)

Sumant Kumar - Research Analyst (Sumant.Kumar@MotilalOswal.com)

Investors are advised to refer through important disclosures made at the last page of the Research Report.

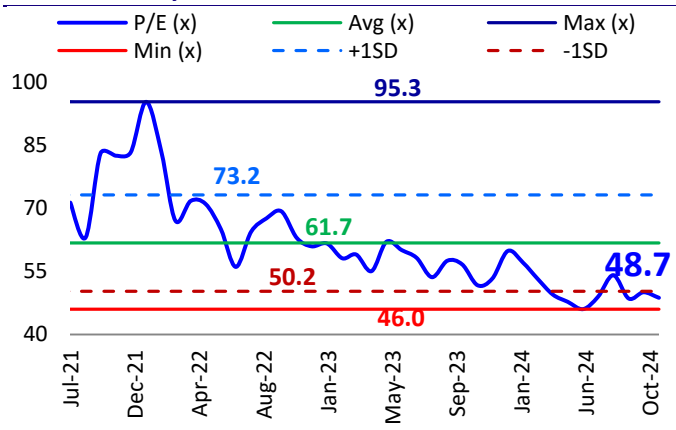
Motilal Oswal research is available on www.motilaloswal.com/Institutional-Equities, Bloomberg, Thomson Reuters, Factset and S&P Capital.

- CLEAN is the first Indian company to develop the HALS series and it is scaling up capacity to meet domestic and global demand. The total production capacity of HALS is 10.5ktpa currently, with Cleanlight Stab 770 securing the REACH registration. The Unit-4 greenfield project and Unit-3 expansion will address the growing needs in pharmaceuticals, agrochemicals, and performance chemicals. All future expansions for the company are going to happen in CFCL going forward.
- Global HALS demand (USD1b) is projected to grow at a 10% CAGR by CY30, positioning CLEAN as a key player. CFCL commercialized some HALS products in FY24 (e.g., 770, 622), with more in the pipeline (*see exhibit 8*) to meet rising demand from polymers, paints, and the automotive industries. The new plastic application lab would also enhance product quality and support future HALS growth.

Valuation and view

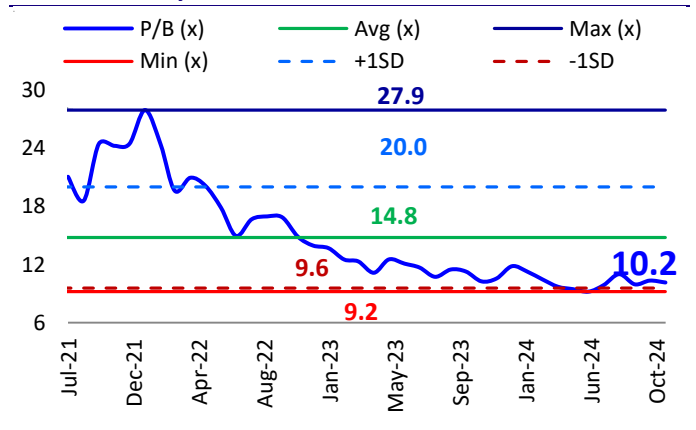
- CLEAN is actively pursuing R&D and has entered the HALS series, which has an estimated global market size of USD1b. While the commercial production from CFCL has commenced, the management expects HALS utilization to reach 80% in three years.
- The company is expected to generate INR6b in FCF during FY25-27, with a planned capex of INR5.5b for the same period. The company plans to finance this capex through internal accruals and is projected to maintain a net cash position in the future. The stock is currently trading at ~43x FY26E EPS of INR36 and ~32x FY26E EV/EBITDA. We value the stock at 40x Sep'26E EPS to arrive at our TP of INR1,580.

Exhibit 1: One year forward P/E



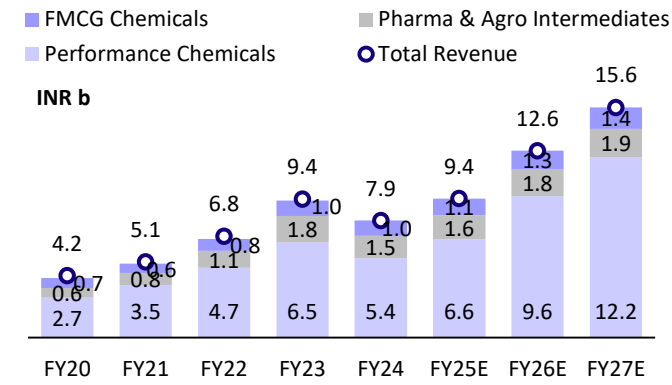
Source: Company, MOFSL

Exhibit 2: One year forward P/B



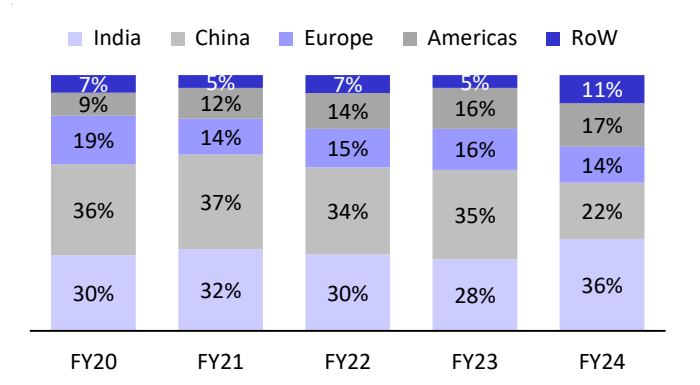
Source: Company, MOFSL

Exhibit 3: Performance Chemicals to contribute 78% to overall revenue by FY27E



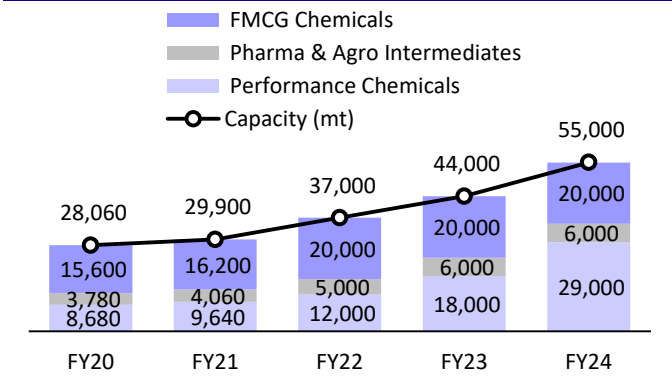
Source: Company, MOFSL

Exhibit 4: China remains the biggest export market for CLEAN (22% of overall revenue)



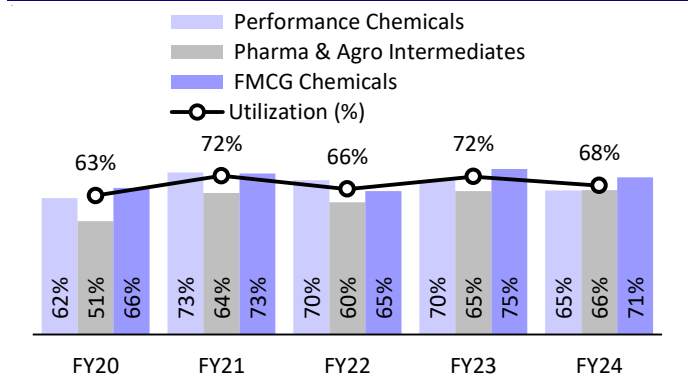
Source: Company, MOFSL

Exhibit 5: Production capacities of CLEAN



Source: Company, MOFSL

Exhibit 6: Utilization levels of production facilities



*Utilization level may differ from actual
Source: Company, MOFSL

Exhibit 7: Diversified product profile serving critical end-user industries

PERFORMANCE CHEMICALS	PHARMA AND AGRO INTERMEDIATES	FMCG CHEMICALS
<p>MEHQ (Monomethyl Ether of Hydroquinone)</p> <ul style="list-style-type: none"> Used as polymerization inhibitor in acrylic acids, acrylic esters, super absorbent polymers (diapers and sanitary pads) Pre-cursor for agrochemical industry <p>1 in World & India</p>	<p>Guaiacol</p> <ul style="list-style-type: none"> Pre-cursor to manufacture APIs for cough syrup (pharma industry) Key raw material to produce Vanillin <p>2 in World, 1 in India</p>	<p>4-MAP (4-Methoxy Acetophenone)</p> <ul style="list-style-type: none"> Used in UV blocker in sunscreens (cosmetics industry) <p>1 in World & India</p>
<p>BHA (Butylated Hydroxy Anisole)</p> <ul style="list-style-type: none"> Used as anti-oxidant in food and feed industry <p>1 in World & India</p>	<p>DCC (Dicyclohexyl Carbodiimide)</p> <ul style="list-style-type: none"> Used as reagent in anti-retroviral <p>2 in World, 1 in India</p>	<p>Anisole</p> <ul style="list-style-type: none"> Precursor to perfumes, insect pheromones, pharmaceuticals Majority of Anisole produced is used for captive consumption <p>1 in World & India</p>
<p>AP (Ascorbyl Palmitate)</p> <ul style="list-style-type: none"> Used in infant food formulations, breakfast cereals and cosmetics <p>1 in World & India</p>	<p>Veratrole</p> <ul style="list-style-type: none"> Intermediate in agrochemical industry <p>Amongst largest in India</p>	
<p>TBHQ (Tertiary Butyl Hydroquinone)</p> <ul style="list-style-type: none"> Stabilizer in oil industry <p>2 in World & India</p>	<p>p-BQ (Para Benzoquinone)</p> <ul style="list-style-type: none"> Intermediate in agrochemical industry <p>2 in World, 1 in India</p>	
<p>HALS (Hindered Amine light Stabilizers)</p> <ul style="list-style-type: none"> HALS 701 is used in water treatment HALS 770, 622, 944, 783 is used for UV stabilization in a variety of polymers <p>1 in India</p>		

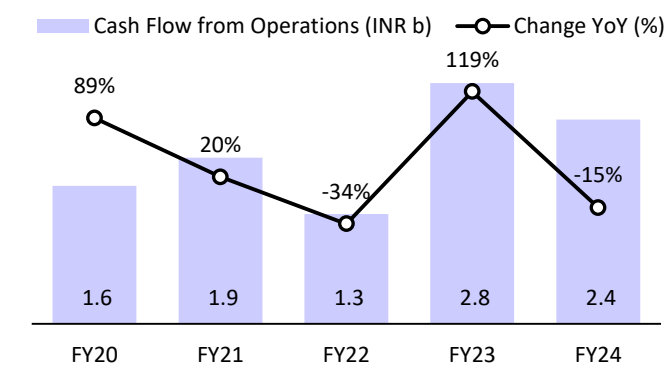
Source: Company, MOFSL

Exhibit 8: Complete range of HALS products with application by market segment

HALS	Automotive	Industrial	Printing & Packing	Solvent Borne	Wood Industry	Adhesive	Construction Industry	Sealant	Powder coating
CLEAN LIGHT STAB 770									
CLEAN LIGHT STAB 944		★		★		★		★	
CLEAN LIGHT STAB 622	★	★		★		★		★	★
CLEAN LIGHT STAB 119		★		★		★		★	★
CLEAN LIGHT STAB 783	★	★		★					★
CLEAN LIGHT STAB 292		★							★
CLEAN LIGHT STAB 111	★	★	★	★	★		★		
CLEAN LIGHT STAB 2020	★	★		★					★
CLEAN LIGHT STAB 791						★		★	
CLEAN LIGHT STAB 123	★								

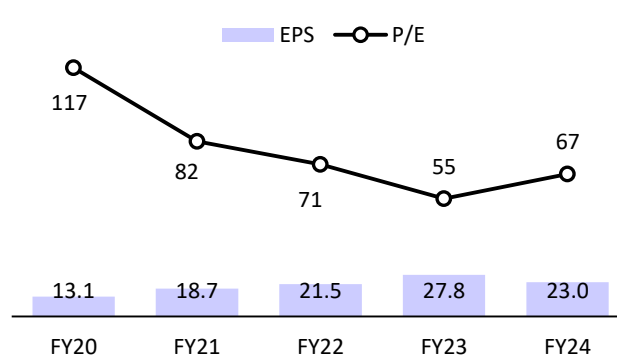
Source: Company, MOFSL

Exhibit 9: Strong cash flow generation from operations



Source: Company, MOFSL

Exhibit 10: High valuation unjustified for lower EPS in FY24



Source: Company, MOFSL

Exhibit 11: R&D forms the foundation of CLEAN's operations

R&D Expenditure (INR m)	FY19*	FY20*	FY21*	FY22	FY23	FY24
Capital Expenditure				18	32	34
Recurring Expenditure				73	30	33
Total Expenditure	20	24	27	91	62	67
Total R&D expenditure as % of total turnover	0.5%	0.6%	0.5%	1.3%	0.7%	0.8%

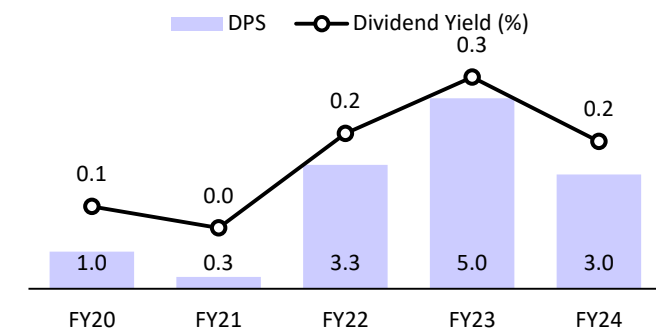
*No bifurcation for FY19-21

Source: Company, MOFSL

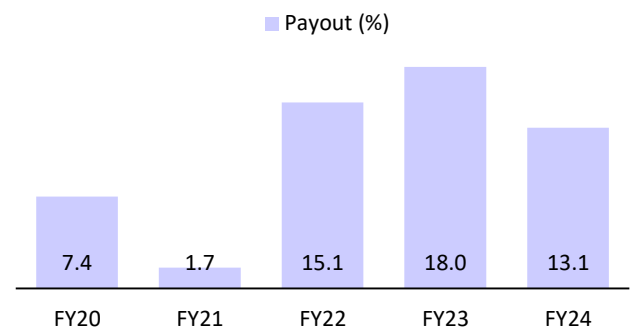
Exhibit 12: R&D expenses and capex in specific technologies to total R&D and capex

% R&D and capex investments to total R&D and capex investments	FY23	FY24	Improvements in environmental and social impacts
R&D	100%	100%	❖ All R&D developments are focussed on sustainable technologies and green chemistries.
Capex	22%	14%	❖ Expenditure made for harnessing Solar Energy into electricity which has resulted in Sustainable energy sourcing, human health, and wellbeing.

Source: Company, MOFSL

Exhibit 13: Dividend/ share declared in FY24

Source: Company, MOFSL

Exhibit 14: Lower payout ratio in FY24 compared to FY22-23

Source: Company, MOFSL

Exhibit 15: Cash conversion cycle at 83 days in FY24

Cash conversion cycle (year-end basis)	FY15	FY16	FY17	FY18	FY19	FY20	FY21	FY22	FY23	FY24
Days										
Inventory	87	93	59	44	34	30	38	47	42	57
Debtor	33	66	41	60	55	61	53	82	57	76
Creditor	31	30	26	40	21	31	43	54	31	50
Cash conversion cycle	90	129	74	64	69	60	47	74	68	83

Source: Company, MOFSL

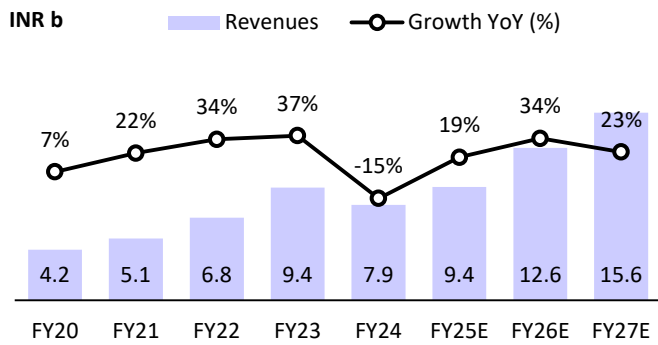
Exhibit 16: Peer comparison for our coverage universe

Company	Reco	TP (INR)	EPS (INR)			P/E (x)			P/BV (x)			EV/EBITDA (x)			ROE (%)		
			FY24	FY25E	FY26E	FY24	FY25E	FY26E	FY24	FY25E	FY26E	FY24	FY25E	FY26E	FY24	FY25E	FY26E
Alkyl Amines	Neutral	2,305	29.1	41.5	56.9	78.9	55.3	40.3	9.3	8.4	7.4	49.0	35.0	26.8	12.2	15.9	19.4
Atul	Buy	9,955	103.4	172.6	222.4	74.4	44.6	34.6	4.4	4.1	3.7	37.6	25.0	20.8	6.2	9.5	11.3
Clean Science	Neutral	1,580	23.0	26.6	36.0	66.7	57.7	42.6	13.5	11.2	9.1	49.0	40.9	32.3	22.1	21.3	23.7
Deepak Nitrite	Neutral	3,005	55.1	73.8	80.6	51.3	38.3	35.1	8.0	6.8	5.8	35.7	27.0	23.8	16.9	19.2	17.9
Fine Organic	Sell	4,250	120.0	118.8	119.0	42.8	43.3	43.2	8.5	7.2	6.2	32.0	31.6	30.9	21.8	18.0	15.4
Galaxy Surfact.	Buy	3,750	85.0	97.7	115.0	34.2	29.8	25.3	4.7	4.2	3.8	23.1	19.3	16.6	14.8	15.0	15.8
Navin Fluorine	Neutral	3,355	46.1	60.4	85.3	74.2	56.6	40.1	7.1	6.5	5.8	48.1	36.2	27.4	10.0	12.0	15.4
NOCIL	Neutral	315	7.9	9.4	11.7	36.0	30.2	24.2	2.8	2.7	2.5	25.0	21.2	17.2	8.1	9.0	10.6
P I Industries	Buy	5,470	110.6	112.5	136.9	41.5	40.8	33.5	8.0	6.8	5.7	33.8	29.0	23.7	21.1	18.0	18.5
SRF	Neutral	2,240	47.5	51.1	73.8	49.5	46.0	31.8	6.1	5.6	4.9	29.3	25.7	19.7	13.0	12.7	16.4
Tata Chemicals	Neutral	1,070	36.1	30.2	49.2	31.3	37.4	23.0	1.3	1.3	1.2	11.6	12.7	9.9	4.4	3.4	5.4
Vinati Organics	Buy	2,500	31.2	42.7	50.9	65.0	47.5	39.8	8.5	7.5	6.5	46.4	34.6	29.3	13.8	16.8	17.5

Source: Company, MOFSL

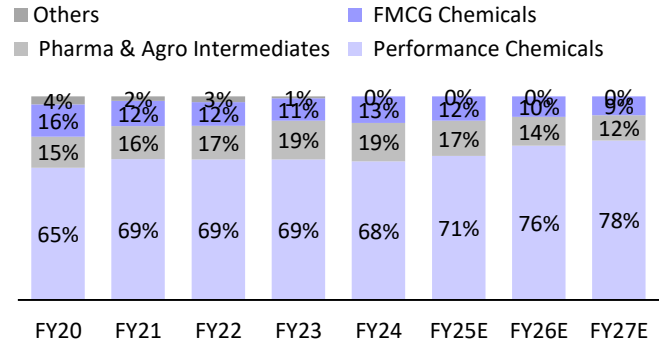
Story in charts

Exhibit 17: Expect 25% revenue CAGR over FY24-27...



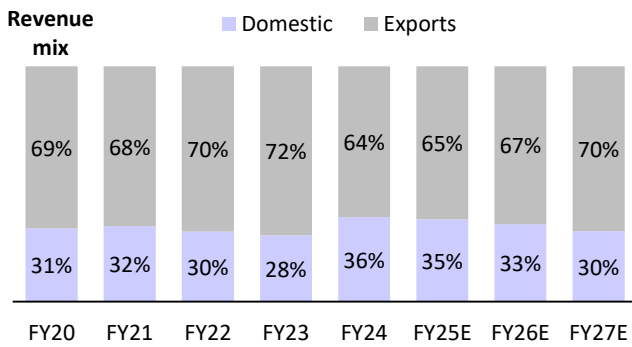
Source: Company, MOFSL

Exhibit 18: ...driven by contribution from Performance Chemicals



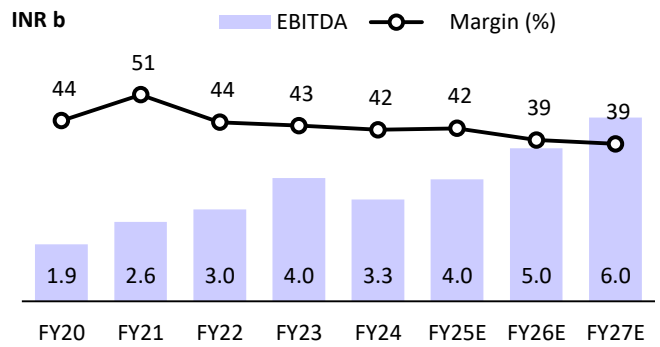
Source: Company, MOFSL

Exhibit 19: Exports to continue to dominate revenue mix



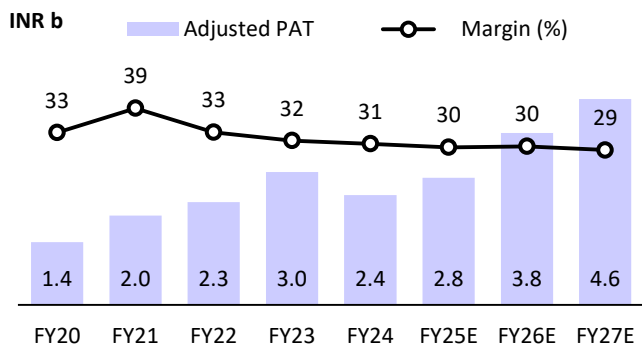
Source: Company, MOFSL

Exhibit 20: EBITDA margin to normalize on consol basis



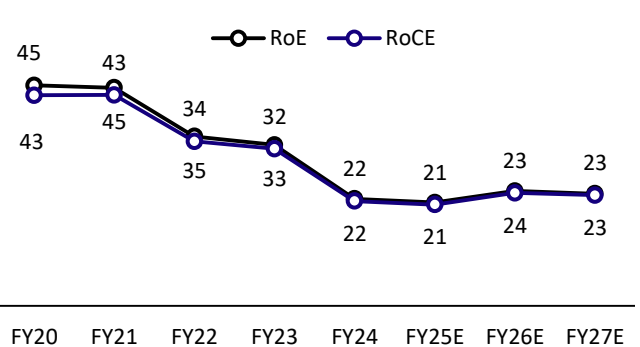
Source: Company, MOFSL

Exhibit 21: PAT margin expected to be flat



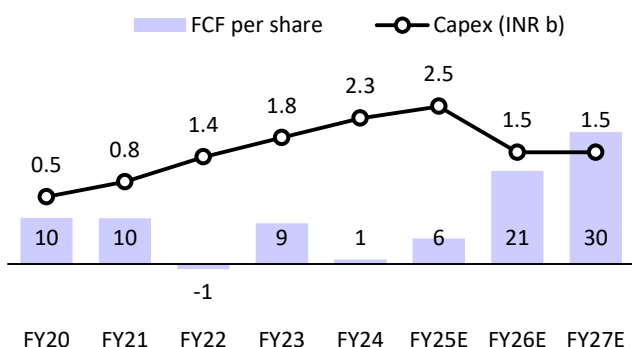
Source: Company, MOFSL

Exhibit 22: Return profile to moderate vs. FY23



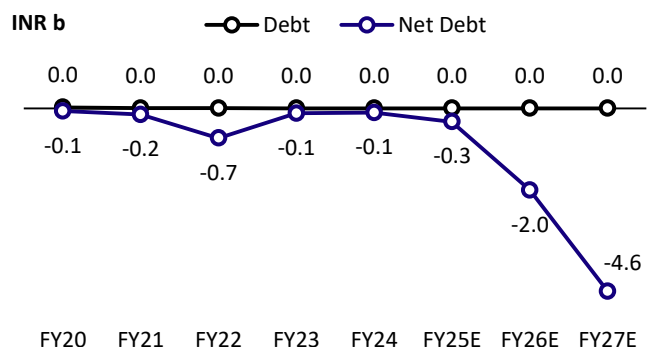
Source: Company, MOFSL

Exhibit 23: Expect a capex of INR5.5b during FY25-27



Source: Company, MOFSL

Exhibit 24: CLEAN expected to remain net cash



Source: Company, MOFSL

Financials and valuations

Consolidated - Financial Snapshot								(INR m)
Y/E March	FY20	FY21	FY22	FY23	FY24	FY25E	FY26E	FY27E
Total Income from Operations	4,193	5,124	6,849	9,358	7,915	9,401	12,640	15,560
Change (%)	6.6	22.2	33.7	36.6	-15.4	18.8	34.5	23.1
Gross Margin (%)	69.2	75.9	67.2	65.2	65.0	65.0	65.3	65.5
EBITDA	1,853	2,590	2,999	4,021	3,321	3,977	4,986	5,991
Margin (%)	44.2	50.5	43.8	43.0	42.0	42.3	39.5	38.5
Depreciation	137	172	249	361	459	661	665	752
EBIT	1,716	2,417	2,750	3,660	2,861	3,315	4,322	5,239
Int. and Finance Charges	1	1	1	2	9	11	13	16
Other Income	109	256	300	298	413	470	474	506
PBT bef. EO Exp.	1,823	2,673	3,048	3,956	3,265	3,774	4,782	5,728
PBT after EO Exp.	1,823	2,673	3,048	3,956	3,265	3,774	4,782	5,728
Total Tax	427	689	763	1,005	825	950	961	1,151
Tax Rate (%)	23.4	25.8	25.0	25.4	25.3	25.2	20.1	20.1
Reported PAT	1,396	1,984	2,285	2,952	2,440	2,824	3,822	4,578
Adjusted PAT	1,396	1,984	2,285	2,952	2,440	2,824	3,822	4,578
Change (%)	43.0	42.1	15.2	29.2	-17.3	15.7	35.3	19.8
Margin (%)	33.3	38.7	33.4	31.5	30.8	30.0	30.2	29.4

Consolidated - Balance Sheet								(INR m)
Y/E March	FY20	FY21	FY22	FY23	FY24	FY25E	FY26E	FY27E
Equity Share Capital	13	106	106	106	106	106	106	106
Total Reserves	3,408	5,290	7,578	9,994	11,925	14,381	17,703	21,683
Net Worth	3,421	5,397	7,684	10,100	12,032	14,487	17,810	21,790
Total Loans	27	3	3	1	0	0	0	0
Deferred Tax Liabilities	102	176	209	234	299	299	299	299
Capital Employed	3,550	5,576	7,897	10,335	12,331	14,786	18,109	22,089
Gross Block	2,247	2,610	3,959	5,963	8,182	10,712	12,212	13,712
Less: Accum. Deprn.	591	752	1,001	1,362	1,821	2,483	3,147	3,899
Net Fixed Assets	1,656	1,859	2,957	4,601	6,361	8,230	9,065	9,813
Capital WIP	34	550	441	205	573	573	573	573
Total Investments	1,330	2,321	1,911	3,531	3,394	3,394	3,394	3,394
Curr. Assets, Loans&Adv.	1,279	1,870	3,938	3,181	3,635	4,526	7,676	11,506
Inventory	346	529	881	1,088	1,237	1,469	1,975	2,431
Account Receivables	698	742	1,535	1,462	1,637	1,945	2,615	3,219
Cash and Bank Balance	93	157	747	125	106	334	2,041	4,568
Cash	92	93	579	125	104	332	2,039	4,567
Bank Balance	1	63	168	0	2	2	2	2
Loans and Advances	142	442	774	506	655	778	1,046	1,288
Curr. Liability & Prov.	749	1,023	1,350	1,184	1,632	1,936	2,599	3,197
Account Payables	357	610	1,021	805	1,085	1,288	1,732	2,132
Other Current Liabilities	387	408	324	370	536	636	856	1,053
Provisions	5	5	5	8	12	12	12	12
Net Current Assets	530	846	2,587	1,997	2,003	2,590	5,077	8,309
Appl. of Funds	3,550	5,576	7,897	10,334	12,331	14,786	18,109	22,089

Financials and valuations

Ratios

Y/E March	FY20	FY21	FY22	FY23	FY24	FY25E	FY26E	FY27E
Basic (INR)								
EPS	13.1	18.7	21.5	27.8	23.0	26.6	36.0	43.1
EPS Growth (%)	43.0	42.1	15.2	29.2	-17.3	15.7	35.3	19.8
Cash EPS	14.4	20.3	23.9	31.2	27.3	32.8	42.2	50.2
BV/Share	32.2	50.8	72.3	95.1	113.2	136.3	167.6	205.1
DPS	1.0	0.3	3.3	5.0	3.0	3.5	4.7	5.6
Payout (%)	7.4	1.7	15.1	18.0	13.1	13.1	13.1	13.1
Valuation (x)								
P/E	116.6	82.1	71.3	55.2	66.7	57.7	42.6	35.6
Cash P/E	106.2	75.5	64.3	49.2	56.2	46.7	36.3	30.6
P/BV	47.6	30.2	21.2	16.1	13.5	11.2	9.1	7.5
EV/Sales	38.8	31.7	23.7	17.4	20.6	17.3	12.7	10.2
EV/EBITDA	87.8	62.8	54.1	40.5	49.0	40.9	32.3	26.4
Dividend Yield (%)	0.1	0.0	0.2	0.3	0.2	0.2	0.3	0.4
FCF per share	10.3	10.2	-1.2	9.1	1.0	5.7	20.9	29.6
Return Ratios (%)								
RoE	45.5	45.0	34.9	33.2	22.1	21.3	23.7	23.1
RoCE	43.4	43.5	33.9	32.4	21.6	20.9	23.3	22.8
RoIC	64.2	77.3	56.1	48.5	29.0	26.5	30.6	32.6
Working Capital Ratios								
Fixed Asset Turnover (x)	2.9	2.9	2.8	2.5	1.4	1.3	1.5	1.6
Asset Turnover (x)	1.2	0.9	0.9	0.9	0.6	0.6	0.7	0.7
Inventory (Days)	30	38	47	42	57	57	57	57
Debtor (Days)	61	53	82	57	76	76	76	76
Creditor (Days)	31	43	54	31	50	50	50	50
Leverage Ratio (x)								
Current Ratio	1.7	1.8	2.9	2.7	2.2	2.3	3.0	3.6
Net Debt/Equity	0.0	0.0	-0.1	0.0	0.0	0.0	-0.1	-0.2

Consolidated - Cash Flow Statement

(INR m)

Y/E March	FY20	FY21	FY22	FY23	FY24	FY25E	FY26E	FY27E
OP/(Loss) before Tax	1,823	2,673	3,048	3,956	3,265	3,774	4,782	5,728
Depreciation	137	172	249	361	459	661	665	752
Interest Expenses	1	1	1	2	9	11	13	16
Others	-67	-109	-126	-153	-313	0	0	0
Direct Taxes Paid	-424	-659	-691	-945	-755	-950	-961	-1,151
(Inc)/Dec in WC	131	-149	-1,209	-428	-295	-358	-781	-704
CF from Operations	1,601	1,928	1,273	2,793	2,370	3,138	3,719	4,642
(Inc)/Dec in FA	-503	-840	-1,396	-1,831	-2,267	-2,530	-1,500	-1,500
Free Cash Flow	1,098	1,088	-123	962	103	608	2,219	3,142
Change in Investments	-563	-1,078	532	-929	380	0	0	0
Others	3	51	78	61	29	0	0	0
CF from Investments	-1,063	-1,867	-786	-2,698	-1,859	-2,530	-1,500	-1,500
Issue of Shares	0	0	0	9	9	0	0	0
Inc/(Dec) in Debt	1	-24	0	0	0	0	0	0
Interest Paid	-1	-1	-1	-1	-8	-11	-13	-16
Dividend Paid	-153	-33	0	-558	-531	-369	-499	-598
Others	-386	-1	0	-1	-2	0	0	0
CF from Fin. Activity	-540	-59	-1	-550	-532	-380	-513	-614
Inc/Dec of Cash	-3	1	486	-455	-20	228	1,706	2,528
Opening Balance	95	92	93	579	125	104	332	2,039
Closing Balance	92	93	579	124	105	333	2,039	4,567

Investment in securities market are subject to market risks. Read all the related documents carefully before investing

Explanation of Investment Rating	
Investment Rating	Expected return (over 12-month)
BUY	>=15%
SELL	< - 10%
NEUTRAL	< - 10 % to 15%
UNDER REVIEW	Rating may undergo a change
NOT RATED	We have forward looking estimates for the stock but we refrain from assigning recommendation

*In case the recommendation given by the Research Analyst is inconsistent with the investment rating legend for a continuous period of 30 days, the Research Analyst shall be within following 30 days take appropriate measures to make the recommendation consistent with the investment rating legend.

Disclosures

The following Disclosures are being made in compliance with the SEBI Research Analyst Regulations 2014 (herein after referred to as the Regulations).

Motilal Oswal Financial Services Ltd. (MOFSL) is a SEBI Registered Research Analyst having registration no. INH000000412. MOFSL, the Research Entity (RE) as defined in the Regulations, is engaged in the business of providing Stock broking services, Depository participant services & distribution of various financial products. MOFSL is a listed public company, the details in respect of which are available on www.motilaloswal.com. MOFSL (erstwhile Motilal Oswal Securities Limited - MOSL) is registered with the Securities & Exchange Board of India (SEBI) and is a registered Trading Member with National Stock Exchange of India Ltd. (NSE) and Bombay Stock Exchange Limited (BSE), Multi Commodity Exchange of India Limited (MCX) and National Commodity & Derivatives Exchange Limited (NCDEX) for its stock broking activities & is Depository participant with Central Depository Services Limited (CDSL) National Securities Depository Limited (NSDL), NERL, COMRIS and CCRL and is member of Association of Mutual Funds of India (AMFI) for distribution of financial products and Insurance Regulatory & Development Authority of India (IRDA) as Corporate Agent for insurance products. Details of associate entities of Motilal Oswal Financial Services Limited are available on the website at <http://online.reports.motilaloswal.com/Dormant/documents/List%20of%20Associate%20companies.pdf>. MOFSL and its associate company(ies), their directors and Research Analyst and their relatives may; (a) from time to time, have a long or short position in, act as principal in, and buy or sell the securities or derivatives thereof of companies mentioned herein. (b) be engaged in any other transaction involving such securities and earn brokerage or other compensation or act as a market maker in the financial instruments of the company(ies) discussed herein or act as an advisor or lender/borrower to such company(ies) or may have any other potential conflict of interests with respect to any recommendation and other related information and opinions; however the same shall have no bearing whatsoever on the specific recommendations made by the analyst(s), as the recommendations made by the analyst(s) are completely independent of the views of the associates of MOFSL even though there might exist an inherent conflict of interest in some of the stocks mentioned in the research report.

MOFSL and / or its affiliates do and seek to do business including investment banking with companies covered in its research reports. As a result, the recipients of this report should be aware that MOFSL may have a potential conflict of interest that may affect the objectivity of this report. Compensation of Research Analysts is not based on any specific merchant banking, investment banking or brokerage service transactions. Details of pending Enquiry Proceedings of Motilal Oswal Financial Services Limited are available on the website at <https://galaxy.motilaloswal.com/ResearchAnalyst/PublishViewLitigation.aspx>

A graph of daily closing prices of securities is available at www.nseindia.com, www.bseindia.com. Research Analyst views on Subject Company may vary based on Fundamental research and Technical Research. Proprietary trading desk of MOFSL or its associates maintains arm's length distance with Research Team as all the activities are segregated from MOFSL research activity and therefore it can have an independent view with regards to Subject Company for which Research Team have expressed their views.

Regional Disclosures (outside India)

This report is not directed or intended for distribution to or use by any person or entity resident in a state, country or any jurisdiction, where such distribution, publication, availability or use would be contrary to law, regulation or which would subject MOFSL & its group companies to registration or licensing requirements within such jurisdictions.

For Hong Kong:

This report is distributed in Hong Kong by Motilal Oswal capital Markets (Hong Kong) Private Limited, a licensed corporation (CE AYY-301) licensed and regulated by the Hong Kong Securities and Futures Commission (SFC) pursuant to the Securities and Futures Ordinance (Chapter 571 of the Laws of Hong Kong) "SFO". As per SEBI (Research Analyst Regulations) 2014 Motilal Oswal Securities (SEBI Reg. No. INH000000412) has an agreement with Motilal Oswal capital Markets (Hong Kong) Private Limited for distribution of research report in Hong Kong. This report is intended for distribution only to "Professional Investors" as defined in Part I of Schedule 1 to SFO. Any investment or investment activity to which this document relates is only available to professional investor and will be engaged only with professional investors." Nothing here is an offer or solicitation of these securities, products and services in any jurisdiction where their offer or sale is not qualified or exempt from registration. The Indian Analyst(s) who compile this report is/are not located in Hong Kong & are not conducting Research Analysis in Hong Kong.

For U.S.

Motilal Oswal Financial Services Limited (MOFSL) is not a registered broker - dealer under the U.S. Securities Exchange Act of 1934, as amended (the "1934 act") and under applicable state laws in the United States. In addition MOFSL is not a registered investment adviser under the U.S. Investment Advisers Act of 1940, as amended (the "Advisers Act") and together with the 1934 Act, the "Acts", and under applicable state laws in the United States. Accordingly, in the absence of specific exemption under the Acts, any brokerage and investment services provided by MOFSL, including the products and services described herein are not available to or intended for U.S. persons. This report is intended for distribution only to "Major Institutional Investors" as defined by Rule 15a-6(b)(4) of the Exchange Act and interpretations thereof by SEC (henceforth referred to as "major institutional investors"). This document must not be acted on or relied on by persons who are not major institutional investors. Any investment or investment activity to which this document relates is only available to major institutional investors and will be engaged in only with major institutional investors. In reliance on the exemption from registration provided by Rule 15a-6 of the U.S. Securities Exchange Act of 1934, as amended (the "Exchange Act") and interpretations thereof by the U.S. Securities and Exchange Commission ("SEC") in order to conduct business with Institutional Investors based in the U.S., MOFSL has entered into a chaperoning agreement with a U.S. registered broker-dealer, Motilal Oswal Securities International Private Limited. ("MOSIPL"). Any business interaction pursuant to this report will have to be executed within the provisions of this chaperoning agreement.

The Research Analysts contributing to the report may not be registered /qualified as research analyst with FINRA. Such research analyst may not be associated persons of the U.S. registered broker-dealer, MOSIPL, and therefore, may not be subject to NASD rule 2711 and NYSE Rule 472 restrictions on communication with a subject company, public appearances and trading securities held by a research analyst account.

For Singapore

In Singapore, this report is being distributed by Motilal Oswal Capital Markets (Singapore) Pte. Ltd. ("MOCMSPL") (UEN 201129401Z), which is a holder of a capital markets services license and an exempt financial adviser in Singapore. This report is distributed solely to persons who (a) qualify as "institutional investors" as defined in section 4A(1)(c) of the Securities and Futures Act of Singapore ("SFA") or (b) are considered "accredited investors" as defined in section 2(1) of the Financial Advisers Regulations of Singapore read with section 4A(1)(a) of the SFA. Accordingly, if a recipient is neither an "institutional investor" nor an "accredited investor", they must immediately discontinue any use of this Report and inform MOCMSPL.

In respect of any matter arising from or in connection with the research you could contact the following representatives of MOCMSPL. In case of grievances for any of the services rendered by MOCMSPL write to grievances@motilaloswal.com.

Nainesh Rajani

Email: nainesh.raiani@motilaloswal.com

Contact: (+65) 8328 0276

Specific Disclosures

- 1 MOFSL, Research Analyst and/or his relatives does not have financial interest in the subject company, as they do not have equity holdings in the subject company.
- 2 MOFSL, Research Analyst and/or his relatives do not have actual/beneficial ownership of 1% or more securities in the subject company
- 3 MOFSL, Research Analyst and/or his relatives have not received compensation/other benefits from the subject company in the past 12 months
- 4 MOFSL, Research Analyst and/or his relatives do not have material conflict of interest in the subject company at the time of publication of research report
- 5 Research Analyst has not served as director/officer/employee in the subject company
- 6 MOFSL has not acted as a manager or co-manager of public offering of securities of the subject company in past 12 months
- 7 MOFSL has not received compensation for investment banking/ merchant banking/brokerage services from the subject company in the past 12 months
- 8 MOFSL has not received compensation for other than investment banking/merchant banking/brokerage services from the subject company in the past 12 months
- 9 MOFSL has not received any compensation or other benefits from third party in connection with the research report
- 10 MOFSL has not engaged in market making activity for the subject company

The associates of MOFSL may have:

- financial interest in the subject company
- actual/beneficial ownership of 1% or more securities in the subject company at the end of the month immediately preceding the date of publication of the Research Report or date of the public appearance.
- received compensation/other benefits from the subject company in the past 12 months
- any other potential conflict of interests with respect to any recommendation and other related information and opinions; however the same shall have no bearing whatsoever on the specific recommendations made by the analyst(s), as the recommendations made by the analyst(s) are completely independent of the views of the associates of MOFSL even though there might exist an inherent conflict of interest in some of the stocks mentioned in the research report.
- acted as a manager or co-manager of public offering of securities of the subject company in past 12 months

- be engaged in any other transaction involving such securities and earn brokerage or other compensation or act as a market maker in the financial instruments of the company(ies) discussed herein or act as an advisor or lender/borrower to such company(ies)
- received compensation from the subject company in the past 12 months for investment banking / merchant banking / brokerage services or from other than said services.
- Served subject company as its clients during twelve months preceding the date of distribution of the research report.
- The associates of MOFSL has not received any compensation or other benefits from third party in connection with the research report

Above disclosures include beneficial holdings lying in demat account of MOFSL which are opened for proprietary investments only. While calculating beneficial holdings, It does not consider demat accounts which are opened in name of MOFSL for other purposes (i.e holding client securities, collaterals, error trades etc.). MOFSL also earns DP income from clients which are not considered in above disclosures.

Analyst Certification

The views expressed in this research report accurately reflect the personal views of the analyst(s) about the subject securities or issues, and no part of the compensation of the research analyst(s) was, is, or will be directly or indirectly related to the specific recommendations and views expressed by research analyst(s) in this report.

Terms & Conditions:

This report has been prepared by MOFSL and is meant for sole use by the recipient and not for circulation. The report and information contained herein is strictly confidential and may not be altered in any way, transmitted to, copied or distributed, in part or in whole, to any other person or to the media or reproduced in any form, without prior written consent of MOFSL. The report is based on the facts, figures and information that are considered true, correct, reliable and accurate. The intent of this report is not recommendatory in nature. The information is obtained from publicly available media or other sources believed to be reliable. Such information has not been independently verified and no guaranty, representation of warranty, express or implied, is made as to its accuracy, completeness or correctness. All such information and opinions are subject to change without notice. The report is prepared solely for informational purpose and does not constitute an offer document or solicitation of offer to buy or sell or subscribe for securities or other financial instruments for the clients. Though disseminated to all the customers simultaneously, not all customers may receive this report at the same time. MOFSL will not treat recipients as customers by virtue of their receiving this report.

Disclaimer:

The report and information contained herein is strictly confidential and meant solely for the selected recipient and may not be altered in any way, transmitted to, copied or distributed, in part or in whole, to any other person or to the media or reproduced in any form, without prior written consent. This report and information herein is solely for informational purpose and may not be used or considered as an offer document or solicitation of offer to buy or sell or subscribe for securities or other financial instruments. Nothing in this report constitutes investment, legal, accounting and tax advice or a representation that any investment or strategy is suitable or appropriate to your specific circumstances. The securities discussed and opinions expressed in this report may not be suitable for all investors, who must make their own investment decisions, based on their own investment objectives, financial positions and needs of specific recipient. This may not be taken in substitution for the exercise of independent judgment by any recipient. Each recipient of this document should make such investigations as it deems necessary to arrive at an independent evaluation of an investment in the securities of companies referred to in this document (including the merits and risks involved), and should consult its own advisors to determine the merits and risks of such an investment. The investment discussed or views expressed may not be suitable for all investors. Certain transactions -including those involving futures, options, another derivative products as well as non-investment grade securities - involve substantial risk and are not suitable for all investors. No representation or warranty, express or implied, is made as to the accuracy, completeness or fairness of the information and opinions contained in this document. The Disclosures of Interest Statement incorporated in this document is provided solely to enhance the transparency and should not be treated as endorsement of the views expressed in the report. This information is subject to change without any prior notice. The Company reserves the right to make modifications and alternations to this statement as may be required from time to time without any prior approval. MOFSL, its associates, their directors and the employees may from time to time, effect or have effected an own account transaction in, or deal as principal or agent in or for the securities mentioned in this document. They may perform or seek to perform investment banking or other services for, or solicit investment banking or other business from, any company referred to in this report. Each of these entities functions as a separate, distinct and independent of each other. The recipient should take this into account before interpreting the document. This report has been prepared on the basis of information that is already available in publicly accessible media or developed through analysis of MOFSL. The views expressed are those of the analyst, and the Company may or may not subscribe to all the views expressed therein. This document is being supplied to you solely for your information and may not be reproduced, redistributed or passed on, directly or indirectly, to any other person or published, copied, in whole or in part, for any purpose. This report is not directed or intended for distribution to, or use by, any person or entity who is a citizen or resident of or located in any locality, state, country or other jurisdiction, where such distribution, publication, availability or use would be contrary to law, regulation or which would subject MOFSL to any registration or licensing requirement within such jurisdiction. The securities described herein may or may not be eligible for sale in all jurisdictions or to certain category of investors. Persons in whose possession this document may come are required to inform themselves of and to observe such restriction. Neither the Firm, not its directors, employees, agents or representatives shall be liable for any damages whether direct or indirect, incidental, special or consequential including lost revenue or lost profits that may arise from or in connection with the use of the information. The person accessing this information specifically agrees to exempt MOFSL or any of its affiliates or employees from, any and all responsibility/liability arising from such misuse and agrees not to hold MOFSL or any of its affiliates or employees responsible for any such misuse and further agrees to hold MOFSL or any of its affiliates or employees free and harmless from all losses, costs, damages, expenses that may be suffered by the person accessing this information due to any errors and delays.

This report is meant for the clients of Motilal Oswal only.

Investment in securities market are subject to market risks. Read all the related documents carefully before investing.

Registration granted by SEBI and certification from NISM in no way guarantee performance of the intermediary or provide any assurance of returns to investors.

Registered Office Address: Motilal Oswal Tower, Rahimtullah Sayani Road, Opposite Parel ST Depot, Prabhadevi, Mumbai-400025; Tel No.: 022 - 71934200 / 71934263; www.motilaloswal.com.

Correspondence Address: Palm Spring Centre, 2nd Floor, Palm Court Complex, New Link Road, Malad (West), Mumbai- 400 064. Tel No: 022 71881000. Details of Compliance Officer: Neeraj Agarwal,

Email Id: na@motilaloswal.com, Contact No.:022-40548085.

Grievance Redressal Cell:

Contact Person	Contact No.	Email ID
Ms. Hemangi Date	022 40548000 / 022 67490600	query@motilaloswal.com
Ms. Kumud Upadhyay	022 40548082	servicehead@motilaloswal.com
Mr. Ajay Menon	022 40548083	am@motilaloswal.com

Registration details of group entities.: Motilal Oswal Financial Services Ltd. (MOFSL): INZ000158836 (BSE/NSE/MCX/NCDEX); CDSL and NSDL: IN-DP-16-2015; Research Analyst: INH000000412 . AMFI:

ARN : 146822. IRDA Corporate Agent – CA0579. Motilal Oswal Financial Services Ltd. is a distributor of Mutual Funds, PMS, Fixed Deposit, Insurance, Bond, NCDs and IPO products.

Customer having any query/feedback/ clarification may write to query@motilaloswal.com. In case of grievances for any of the services rendered by Motilal Oswal Financial Services Limited (MOFSL) write to grievances@motilaloswal.com, for DP to dpgrievances@motilaloswal.com.