

Estimate changes

TP change

Rating change



Bloomberg	NOCIL IN
Equity Shares (m)	167
M.Cap.(INRb)/(USD\$)	29.1 / 0.3
52-Week Range (INR)	309 / 155
1, 6, 12 Rel. Per (%)	-6/-25/-40
12M Avg Val (INR M)	131

Financials & Valuations (INR b)

Y/E March	FY25	FY26E	FY27E
Sales	13.9	14.7	16.6
EBITDA	1.3	1.5	2.0
PAT	1.1	0.9	1.3
EPS (INR)	6.4	5.6	7.6
EPS Gr. (%)	-18.3	-12.6	35.6
BV/Sh.(INR)	105.0	108.9	114.1

Ratios

Net D:E	-0.0	0.1	0.1
RoE (%)	6.3	5.3	6.8
RoCE (%)	6.0	4.9	6.2
Payout (%)	31.0	31.0	31.0

Valuations

P/E (x)	27.0	30.9	22.8
P/BV (x)	1.7	1.6	1.5
EV/EBITDA (x)	21.4	20.5	15.3
Div. Yield (%)	1.1	1.0	1.4
FCF Yield (%)	(3.3)	(0.7)	1.1

Shareholding pattern (%)

As On	Jun-25	Mar-25	Jun-24
Promoter	33.8	33.8	33.8
DII	5.2	5.3	4.5
FII	6.7	8.2	7.8
Others	54.4	52.8	53.9

FII Includes depository receipts

CMP: INR174

TP: INR190 (+9%)

Neutral

Muted outlook with limited near-term growth prospects

Operating performance below our estimates

- 1QFY26 was a muted quarter for NOCIL, with revenue declining 10% YoY to INR3.3b, while EBITDA margin contracted 190bp YoY to 8.8% due to continued pricing pressure in the domestic market.
- While export volumes have begun to moderate, we factor in the weak domestic market outlook—driven by sustained pricing pressure amid high competitive intensity and a global slowdown in latex—and accordingly cut our FY26/FY27 earnings estimates by 12%/10%. We reiterate our Neutral rating on the stock with a TP of INR190, based on 25x FY27E EPS.

Soft quarter impacted by lower volumes and realizations

- NOCIL reported revenue of INR3.4b (est. of INR3.5b), down 10% YoY, due to a decrease in sales volume by 8% YoY to 13.5tmt.
- Gross margin stood at 42.5% (up 80bp YoY), while EBITDA margin contracted 190bp YoY to 8.8% due to a decrease in realization by 2% YoY to INR249.7/kg (INR255.3/kg in 1QFY25), driven by dumping pressure in the domestic market.
- Employee cost as a % of sales stood flat YoY at ~7%, while other expenses as a % of sales stood at ~27%, compared to ~24% in 1QFY25.
- EBITDA stood at INR296m (est. of INR400m), down 26% YoY, and PAT decreased 39% YoY to INR166m in 1QFY26 (est. INR252m).
- EBITDA/kg stood at INR22 in 1QFY26 (est. ~INR29), down 19% YoY.

Highlights from the management commentary

- **Anti-dumping Duty:** In order to mitigate the impact of dumping in the domestic market, the company has filed anti-dumping petitions with the Indian government for certain products, which collectively contribute around 40-45% of its total revenue. These petitions are currently under investigation, with outcomes anticipated over the coming months.
- **Capex:** Ongoing capex of INR2.5b is underway, with 30% already spent as of Mar'25. New capacity is expected to contribute from 2HFY27 onwards, with the commercialization of new products anticipated by the end of the year.
- **Latex:** The company indicated that US tariffs and geopolitical factors have adversely impacted latex product exports, resulting in moderated growth. Management anticipates a temporary softness in demand from latex-based customers in upcoming quarters, while structural growth is expected to continue in the non-latex segment, supported by ongoing customer diversification efforts.

Valuation and view

- NOCIL is focused on expanding its capacity, with the new facility expected to come online in FY27. The company is also working on diversifying its geographical presence beyond the US into regions such as Europe, Asia, and Latin America to mitigate uncertainties related to US tariffs.
- However, we expect pricing pressure in the domestic market to persist, driven by heightened competitive intensity. Additionally, the slowdown in auto components and latex industries is likely to continue, weighed down by weak demand trends and limited near-term recovery catalysts.

Research Analyst: Sumant Kumar (Sumant.Kumar@MotilalOswal.com)

Investors are advised to refer through important disclosures made at the last page of the Research Report.

Motilal Oswal research is available on www.motilaloswal.com/Institutional-Equities, Bloomberg, Thomson Reuters, Factset and S&P Capital.

- Consequently, we revise our FY26/FY27 earnings estimate downwards by 12%/10% and reiterate our Neutral rating on the stock with a TP of INR190, based on 25x FY27E EPS.

Standalone - Quarterly Earning Model

Y/E March	FY25				FY26E				FY25	FY26E	FY26	Var.
	1Q	2Q	3Q	4Q	1Q	2QE	3QE	4QE			1QE	(%)
Gross Sales	3,722	3,627	3,181	3,397	3,362	3,553	3,765	3,989	13,927	14,669	3,499	-4%
YoY Change (%)	-6.2	3.4	-6.6	-4.7	-9.7	-2.0	18.4	17.4	-3.6	5.3	-6.0	
Gross Margin (%)	41.7%	43.3%	44.4%	41.6%	42.5%	42.0%	42.0%	42.9%	42.7%	42.4%	44.9%	-2.4%
EBITDA	398	371	238	335	296	331	385	451	1,342	1,463	400	-26%
Margin (%)	10.7	10.2	7.5	9.9	8.8	9.3	10.2	11.3	9.6	10.0	11.4	-2.6
Depreciation	128	130	132	132	133	140	145	152	523	577	135	
Interest	5	5	4	4	4	5	6	6	18	24	4	
Other Income	100	88	148	54	64	91	111	130	389	395	76	
PBT	364	324	249	254	222	276	346	424	1,191	1,257	337	-34%
Tax	92	-91	64	50	57	69	87	106	115	316	85	
Rate (%)	25.3	-28.0	25.7	19.7	25.4	25.2	25.2	25.1	9.7	25.2	25.2	
Reported PAT	272	415	185	204	166	206	259	318	1,076	940	252	-34%
Adj PAT	272	415	185	204	166	206	259	318	1,076	940	252	-34%
YoY Change (%)	-18.9	54.3	-37.8	-50.4	-39.1	-50.2	39.7	56.0	-18.1	-12.6	-7.5	
Margin (%)	7.3	11.4	5.8	6.0	4.9	5.8	6.9	8.0	7.7	6.4	7.2	-2.3
Operational parameters												
Total Volume Sold (tmt)	14.6	14.3	12.9	13.4	13.5	13.8	14.5	15.2	39.3	41.0	13.9	-3%
Implied Realization (INR/kg)	255.3	254.1	247.4	254.2	249.7	256.6	260.3	261.8	354.5	357.7	252.3	-1%
EBITDA (INR/kg)	27.3	26.0	18.5	25.1	22.0	23.9	26.6	29.6	34.2	35.7	28.9	-24%

Exhibit 1: One-year forward P/E

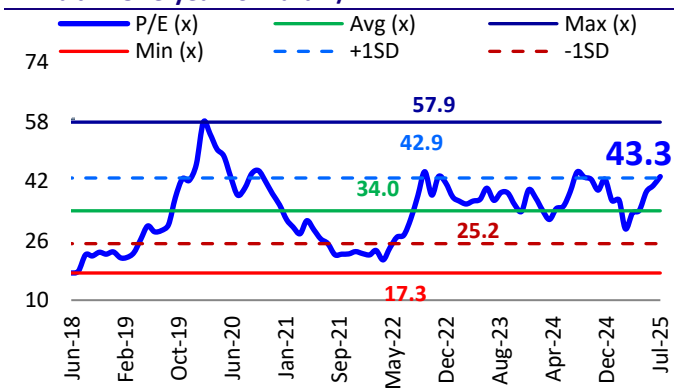
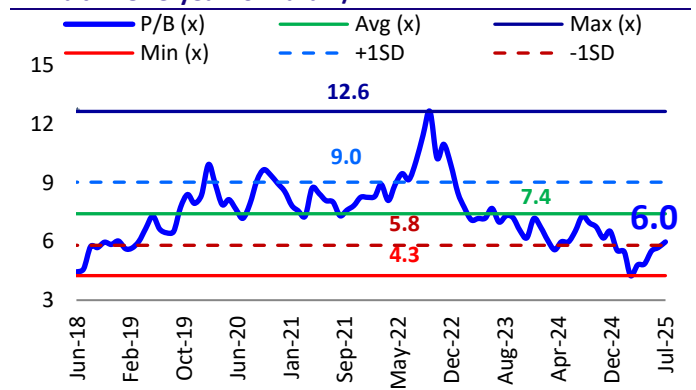


Exhibit 2: One-year forward P/B



Story in charts – 1QFY26

Exhibit 3: Sales volume down 8% YoY

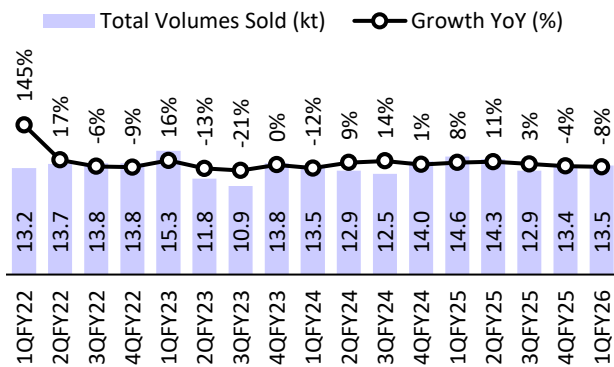


Exhibit 4: EBITDA/kg was INR22 in 1QFY26

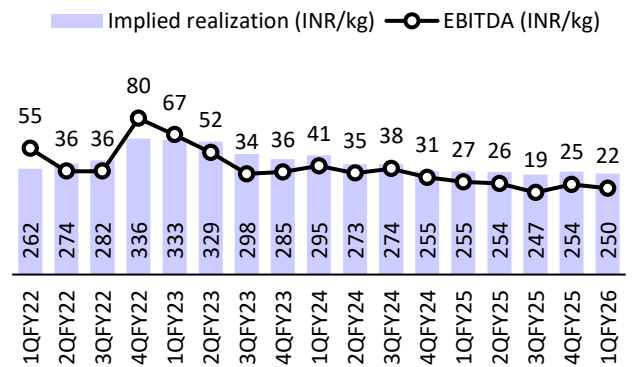


Exhibit 5: Sales down 10% YoY, realization at INR249.7/kg

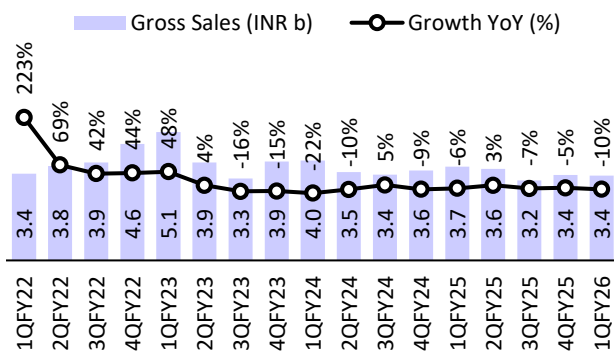


Exhibit 6: Gross margin at 42.5%, with EBITDAM at 8.8%

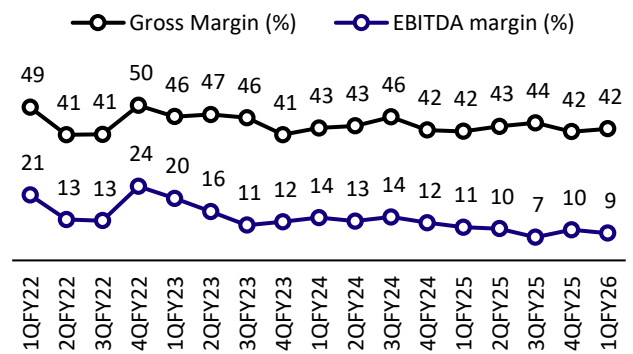
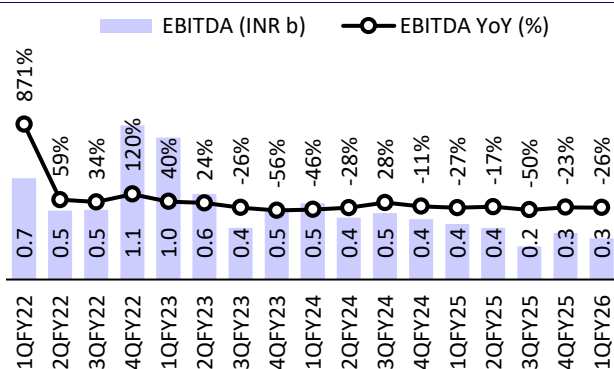
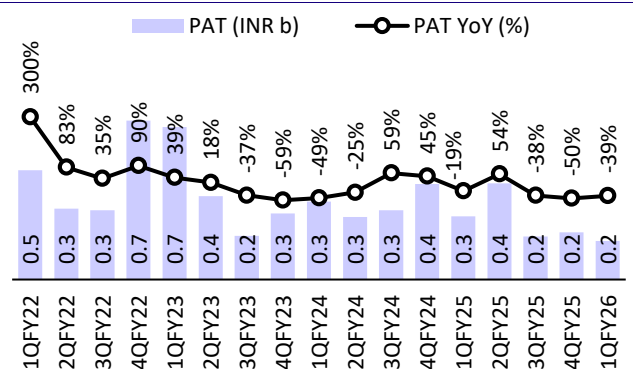


Exhibit 7: EBITDA down 26% YoY to INR296m



Source: Company, MOFSL

Exhibit 8: PAT down 39% YoY to INR166m



Source: Company, MOFSL



Earnings concall highlights

- The company holds a 40% market share in the domestic rubber chemicals segment.
- Revenue and volumes remained largely stable on a QoQ basis
- The company discussed the ongoing INR2.5b capex, with 30% spent as of Mar'25. Revenue generation from this expansion is expected in 2HFY27. Current capacity utilization stands at 65-67%.
- Management also highlighted new product development in advanced stages of customer trials, with commercialization expected by year-end. These new products can initially be manufactured within existing facilities.
- Export volumes continued to show moderate growth, partially offsetting domestic market pressures.
- Management addressed the impact of a 50% tariff from India on exports, particularly to the US market, which represents 4-5% of its business. It is exploring other avenues in Europe, Asia, and Latin America. It also noted the impact of US tariffs on latex products, which moderated export growth to 3-3.5% in the quarter.
- The domestic market continues to face dumping pressure, impacting competitiveness and pricing dynamics.
- To address domestic dumping concerns, the company has filed anti-dumping petitions with the Government of India on select products, which together account for approximately 40-45% of its overall business. The outcome is currently under government investigation and is expected in the coming months.
- The tire sector is expected to post mid-single-digit growth.
- In the upcoming quarters, the company anticipates a temporary impact on demand from latex-based customers, while non-latex segments are expected to grow structurally.
- Rubber chemical demand in India grew 3.1%, while China registered 1.9% growth. Other international markets witnessed contraction during the period.
- The company has commenced supplies to Japanese customers and is currently at various stages of engagement.
- The company operates on eight strategic levers—Market, Innovation, Portfolio, Investment, People, Excellence, Digitalization, and Sustainability—designed to enhance capabilities, strengthen customer value, and drive consistent long-term growth.
- The company continues to prioritize operational efficiency, optimal asset utilization, and product diversification.
- Raw material prices, particularly for key inputs like aniline, have been trending downward.
- The company secured aniline at competitive prices in 2QFY26. Most of the adverse impact on margins was absorbed in 1QFY26, with limited residual impact expected in the current quarter.
- As of Mar'25, the company incurred approximately 30% of its planned capex.
- The company targets an asset turnover ratio of 1.8-2.2x for rubber chemical production from this facility.

- Trial production is expected to commence in 1HFY26, subject to customer approvals, with revenue contribution anticipated from 2HFY26.
- Certain products fall under Free Trade Agreements (FTA) with countries such as Thailand, South Korea, China, and the European Union, which support cost competitiveness in export markets.
- Over the long term, the company aims to achieve a 10% share in the global rubber chemicals market, which would require sustaining a 10% CAGR over the next few years.

Particulars	INR m								
	Actual/ Revised			Previous			Change (%)		
	FY25	FY26E	FY27E	FY25	FY26E	FY27E	FY25	FY26E	FY27E
Revenue (INR m)	13,927	14,669	16,635	13,927	15,132	17,159	0%	-3%	-3%
EBITDA (INR m)	1,346	1,463	1,968	1,346	1,613	2,123	0%	-9%	-7%
PAT (INR m)	1,076	940	1,275	1,076	1,067	1,416	0%	-12%	-10%
EPS (INR)	6.4	5.6	7.6	6.4	6.4	8.5	0%	-12%	-10%

Financial story in charts

Exhibit 9: Capacity and utilization snapshot for NOCIL

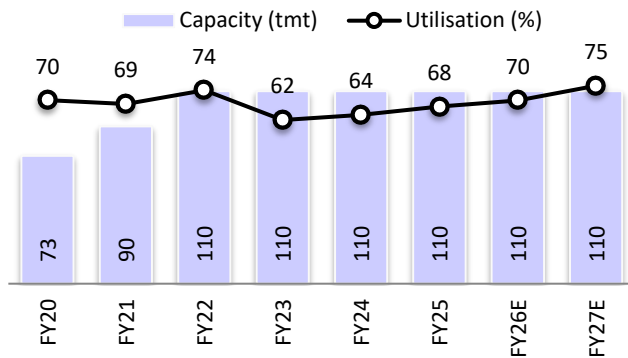


Exhibit 10: Expect 6% volume CAGR over FY25-27

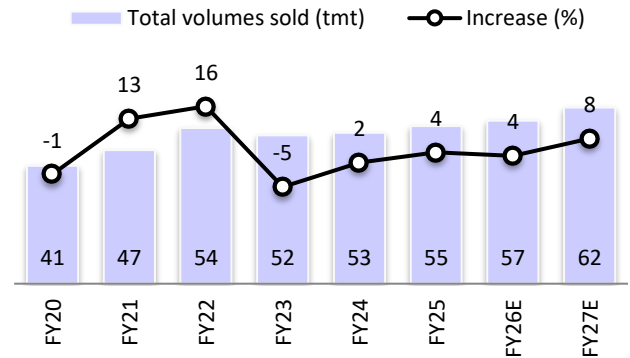


Exhibit 11: Exports to constitute ~30% of total revenue

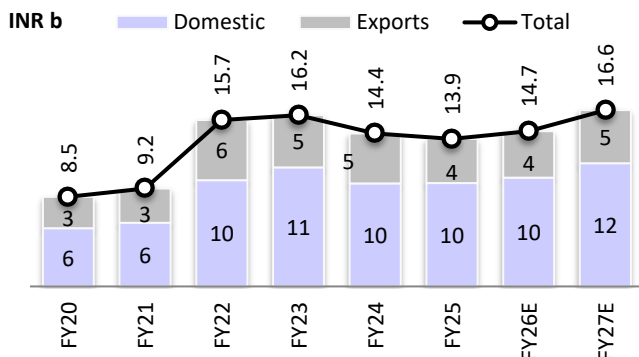


Exhibit 12: Realization and EBITDA per kg snapshot

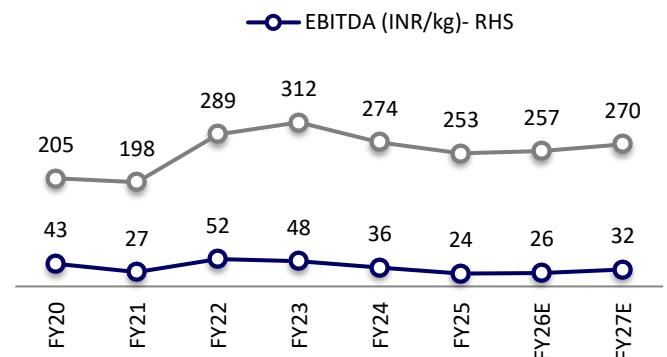


Exhibit 13: EBITDAM profile

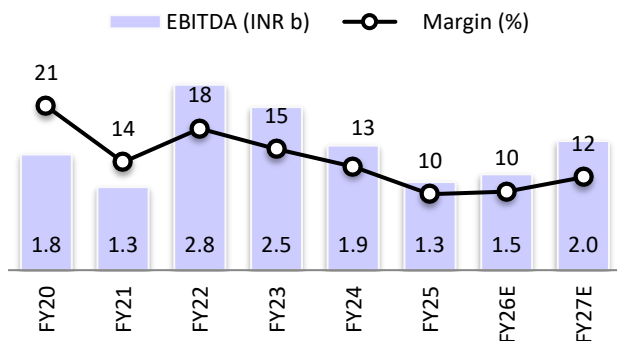


Exhibit 14: Adjusted PAT trend

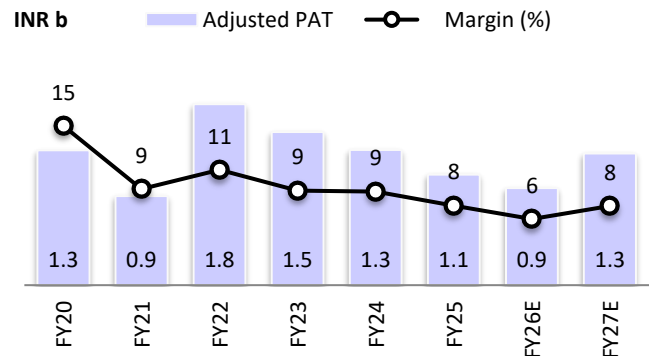


Exhibit 15: Return profile of NOCIL

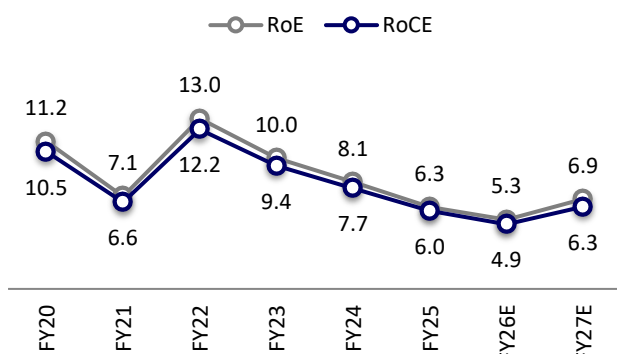
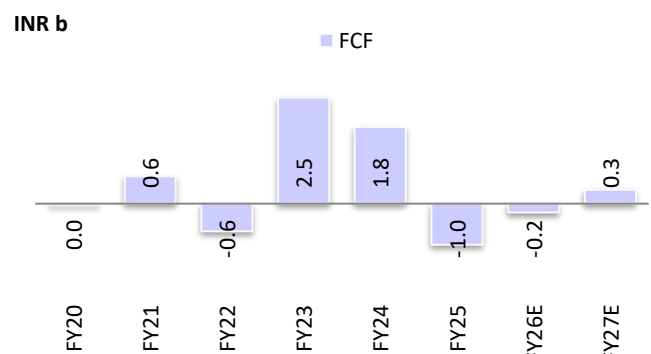


Exhibit 16: FCF trend



Source: Company, MOFSL

Source: Company, MOFSL

Financials and valuations

Standalone - Income Statement

(InR m)

Y/E March	FY20	FY21	FY22	FY23	FY24	FY25	FY26E	FY27E
Total Income from Operations	8,463	9,247	15,713	16,166	14,447	13,927	14,669	16,635
Change (%)	-18.9	9.3	69.9	2.9	-10.6	-3.6	5.3	13.4
Gross Margin (%)	54.2	45.4	45.3	45.1	43.6	42.7	42.4	42.4
EBITDA	1,765	1,269	2,829	2,490	1,904	1,346	1,463	1,968
Margin (%)	20.8	13.7	18.0	15.4	13.2	9.7	10.0	11.8
Depreciation	324	361	471	544	515	523	577	632
EBIT	1,440	909	2,358	1,946	1,389	823	885	1,336
Int. and Finance Charges	13	10	11	12	16	18	24	31
Other Income	97	143	48	73	399	386	395	399
PBT bef. EO Exp.	1,524	1,042	2,396	2,007	1,771	1,191	1,257	1,704
PBT after EO Exp.	1,524	1,042	2,396	2,007	1,771	1,191	1,257	1,704
Total Tax	214	177	636	520	458	115	316	429
Tax Rate (%)	14.1	17.0	26.6	25.9	25.8	9.7	25.2	25.2
Reported PAT	1,310	865	1,760	1,487	1,314	1,076	940	1,275
Adjusted PAT	1,310	865	1,760	1,487	1,314	1,076	940	1,275
Change (%)	-28.9	-34.0	103.4	-15.5	-11.7	-18.1	-12.6	35.6
Margin (%)	15.5	9.4	11.2	9.2	9.1	7.7	6.4	7.7

Standalone - Balance Sheet

(InR m)

Y/E March	FY20	FY21	FY22	FY23	FY24	FY25	FY26E	FY27E
Equity Share Capital	1,656	1,662	1,666	1,666	1,667	1,670	1,670	1,670
Total Reserves	10,104	11,073	12,673	13,736	15,183	15,864	16,513	17,393
Net Worth	11,760	12,735	14,339	15,403	16,850	17,534	18,183	19,063
Total Loans	0	0	0	0	0	0	1,200	1,300
Deferred Tax Liabilities	887	956	1,028	1,069	1,209	1,072	1,072	1,072
Capital Employed	12,647	13,691	15,367	16,471	18,059	18,606	20,455	21,435
Gross Block	9,789	11,374	11,783	12,114	12,459	12,846	14,645	15,470
Less: Accum. Deprn.	2,111	2,472	2,943	3,487	4,002	4,524	5,101	5,734
Net Fixed Assets	7,678	8,902	8,840	8,627	8,457	8,322	9,543	9,736
Capital WIP	1,563	140	82	85	161	598	947	947
Total Investments	726	826	674	2,314	4,075	3,851	3,851	3,851
Curr. Assets, Loans, and Adv.	4,312	6,122	8,567	7,386	7,271	7,674	8,050	9,097
Inventory	1,361	1,653	3,326	2,847	2,227	2,811	2,960	3,357
Account Receivables	2,032	3,086	4,498	3,460	3,402	3,102	3,267	3,705
Cash and Bank Balance	128	797	154	551	940	263	243	244
Cash	84	441	116	213	903	228	558	558
Bank Balance	44	356	38	338	37	35	35	35
Loans and Advances	791	587	589	528	702	1,499	1,579	1,790
Curr. Liability and Prov.	1,633	2,297	2,795	1,940	1,906	1,838	1,936	2,196
Account Payables	892	1,710	2,174	1,283	1,184	1,186	1,249	1,416
Other Current Liabilities	511	378	414	453	535	458	482	547
Provisions	230	210	207	204	188	195	205	233
Net Current Assets	2,680	3,824	5,772	5,445	5,365	5,836	6,113	6,901
Appl. of Funds	12,647	13,691	15,367	16,471	18,058	18,606	20,455	21,435

Financials and valuations

Ratios

Y/E March	FY20	FY21	FY22	FY23	FY24	FY25	FY26E	FY27E
Basic (INR)								
EPS	7.9	5.2	10.6	8.9	7.9	6.4	5.6	7.6
EPS Growth (%)	-28.9	-34.0	103.0	-15.5	-11.7	-18.3	-12.6	35.6
Cash EPS	9.8	7.4	13.4	12.2	11.0	9.6	9.1	11.4
BV/Share	70.8	76.6	86.1	92.4	101.1	105.0	108.9	114.1
DPS	4.5	2.0	3.0	3.0	3.0	2.0	1.7	2.4
Payout (%)	76.0	38.5	28.4	33.6	38.1	31.0	31.0	31.0
Valuation (x)								
P/E	22.1	33.4	16.5	19.5	22.1	27.0	30.9	22.8
Cash P/E	17.7	23.6	13.0	14.3	15.9	18.2	19.1	15.2
P/BV	2.5	2.3	2.0	1.9	1.7	1.7	1.6	1.5
EV/Sales	3.4	3.0	1.8	1.8	1.9	2.1	2.0	1.8
EV/EBITDA	16.3	22.2	10.2	11.4	14.7	21.4	20.5	15.3
Dividend Yield (%)	2.6	1.2	1.7	1.7	1.7	1.1	1.0	1.4
FCF per share	-0.1	3.9	-3.9	15.0	10.8	-5.8	-1.2	2.0
Return Ratios (%)								
RoE	11.2	7.1	13.0	10.0	8.1	6.3	5.3	6.8
RoCE	10.5	6.6	12.2	9.4	7.7	6.0	4.9	6.2
RoIC	12.6	6.8	13.1	10.3	7.8	5.6	4.5	6.3
Working Capital Ratios								
Fixed Asset Turnover (x)	1.2	1.1	1.8	1.9	1.7	1.7	1.6	1.7
Asset Turnover (x)	0.7	0.7	1.0	1.0	0.8	0.7	0.7	0.8
Inventory (Days)	59	65	77	64	56	74	74	74
Debtor (Days)	88	122	104	78	86	81	81	81
Creditor (Days)	38	67	50	29	30	31	31	31
Leverage Ratio (x)								
Current Ratio	2.6	2.7	3.1	3.8	3.8	4.2	4.2	4.1
Interest Coverage Ratio	109.1	94.6	220.4	163.6	85.7	46.2	36.9	42.7
Net Debt/Equity ratio	0.0	-0.1	0.0	0.0	-0.1	0.0	0.1	0.1

Standalone - Cash Flow Statement

(INR m)

Y/E March	FY20	FY21	FY22	FY23	FY24	FY25	FY26E	FY27E
OP/(Loss) before Tax	1,524	1,042	2,396	2,007	1,771	1,191	1,257	1,704
Depreciation	324	361	471	544	515	523	577	632
Direct Taxes Paid	-510	-1	-591	-500	-393	-335	-316	-429
(Inc.)/Dec. in WC	515	-372	-2,549	783	471	-798	-297	-787
CF from Operations	1,772	904	-318	2,776	1,961	240	1,245	1,152
(Inc.)/Dec. in FA	-1,790	-262	-330	-284	-165	-1,206	-1,450	-825
Free Cash Flow	-18	642	-647	2,492	1,796	-966	-205	327
Other investing activity	746	-325	658	-1,856	-552	795	-349	0
CF from Investments	-1,044	-586	328	-2,140	-718	-411	-1,799	-825
Inc./(Dec.) in Debt	0	0	0	0	0	0	1,200	100
Interest Paid	-9	-4	-6	-5	-7	-8	-24	-31
Dividend Paid	-980	-7	-332	-500	-501	-502	-291	-395
Others	-15	51	-27	-44	-46	-42	0	0
CF from Fin. Activity	-1,004	40	-336	-538	-553	-505	885	-326
Inc./Dec. in Cash	-276	358	-325	98	690	-676	330	1
Opening Balance	360	84	441	116	213	903	228	558
Closing Balance	84	441	116	213	903	227	558	558

Investment in securities market are subject to market risks. Read all the related documents carefully before investing.

Explanation of Investment Rating	
Investment Rating	Expected return (over 12-month)
BUY	>=15%
SELL	< - 10%
NEUTRAL	< - 10 % to 15%
UNDER REVIEW	Rating may undergo a change
NOT RATED	We have forward looking estimates for the stock but we refrain from assigning recommendation

*In case the recommendation given by the Research Analyst is inconsistent with the investment rating legend for a continuous period of 30 days, the Research Analyst shall be within following 30 days take appropriate measures to make the recommendation consistent with the investment rating legend.

Disclosures

The following Disclosures are being made in compliance with the SEBI Research Analyst Regulations 2014 (herein after referred to as the Regulations).

Motilal Oswal Financial Services Ltd. (MOFSL) is a SEBI Registered Research Analyst having registration no. INH000000412. MOFSL, the Research Entity (RE) as defined in the Regulations, is engaged in the business of providing Stock broking services, Depository participant services & distribution of various financial products. MOFSL is a listed public company, the details in respect of which are available on www.motilaloswal.com. MOFSL (erstwhile Motilal Oswal Securities Limited - MOSL) is registered with the Securities & Exchange Board of India (SEBI) and is a registered Trading Member with National Stock Exchange of India Ltd. (NSE) and Bombay Stock Exchange Limited (BSE), Multi Commodity Exchange of India Limited (MCX) and National Commodity & Derivatives Exchange Limited (NCDEX) for its stock broking activities & is Depository participant with Central Depository Services Limited (CDSL) National Securities Depository Limited (NSDL), NERL, COMRIS and CCRL and is member of Association of Mutual Funds of India (AMFI) for distribution of financial products and Insurance Regulatory & Development Authority of India (IRDA) as Corporate Agent for insurance products. Details of associate entities of Motilal Oswal Financial Services Limited are available on the website at <http://onlinereports.motilaloswal.com/Dormant/documents/List%20of%20Associate%20companies.pdf>

MOFSL and its associate company(ies), their directors and Research Analyst and their relatives may; (a) from time to time, have a long or short position in, act as principal in, and buy or sell the securities or derivatives thereof of companies mentioned herein. (b) be engaged in any other transaction involving such securities and earn brokerage or other compensation or act as a market maker in the financial instruments of the company(ies) discussed herein or act as an advisor or lender/borrower to such company(ies) or may have any other potential conflict of interests with respect to any recommendation and other related information and opinions; however the same shall have no bearing whatsoever on the specific recommendations made by the analyst(s), as the recommendations made by the analyst(s) are completely independent of the views of the associates of MOFSL even though there might exist an inherent conflict of interest in some of the stocks mentioned in the research report.

MOFSL and / or its affiliates do and seek to do business including investment banking with companies covered in its research reports. As a result, the recipients of this report should be aware that MOFSL may have a potential conflict of interest that may affect the objectivity of this report. Compensation of Research Analysts is not based on any specific merchant banking, investment banking or brokerage service transactions. Details of pending Enquiry Proceedings of Motilal Oswal Financial Services Limited are available on the website at <https://galaxy.motilaloswal.com/ResearchAnalyst/PublishViewLitigation.aspx>

A graph of daily closing prices of securities is available at www.nseindia.com, www.bseindia.com. Research Analyst views on Subject Company may vary based on Fundamental research and Technical Research. Proprietary trading desk of MOFSL or its associates maintains arm's length distance with Research Team as all the activities are segregated from MOFSL research activity and therefore it can have an independent view with regards to Subject Company for which Research Team have expressed their views.

Regional Disclosures (outside India)

This report is not directed or intended for distribution to or use by any person or entity resident in a state, country or any jurisdiction, where such distribution, publication, availability or use would be contrary to law, regulation or which would subject MOFSL & its group companies to registration or licensing requirements within such jurisdictions.

For Hong Kong:

This report is distributed in Hong Kong by Motilal Oswal capital Markets (Hong Kong) Private Limited, a licensed corporation (CE AYY-301) licensed and regulated by the Hong Kong Securities and Futures Commission (SFC) pursuant to the Securities and Futures Ordinance (Chapter 571 of the Laws of Hong Kong) "SFO". As per SEBI (Research Analyst Regulations) 2014 Motilal Oswal Securities (SEBI Reg. No. INH000000412) has an agreement with Motilal Oswal capital Markets (Hong Kong) Private Limited for distribution of research report in Hong Kong. This report is intended for distribution only to "Professional Investors" as defined in Part I of Schedule 1 to SFO. Any investment or investment activity to which this document relates is only available to professional investor and will be engaged only with professional investors." Nothing here is an offer or solicitation of these securities, products and services in any jurisdiction where their offer or sale is not qualified or exempt from registration. The Indian Analyst(s) who compile this report is/are not located in Hong Kong & are not conducting Research Analysis in Hong Kong.

For U.S.

Motilal Oswal Financial Services Limited (MOFSL) is not a registered broker - dealer under the U.S. Securities Exchange Act of 1934, as amended (the "1934 act") and under applicable state laws in the United States. In addition MOFSL is not a registered investment adviser under the U.S. Investment Advisers Act of 1940, as amended (the "Advisers Act" and together with the 1934 Act, the "Acts"), and under applicable state laws in the United States. Accordingly, in the absence of specific exemption under the Acts, any brokerage and investment services provided by MOFSL, including the products and services described herein are not available to or intended for U.S. persons. This report is intended for distribution only to "Major Institutional Investors" as defined by Rule 15a-6(b)(4) of the Exchange Act and interpretations thereof by SEC (henceforth referred to as "major institutional investors"). This document must not be acted on or relied on by persons who are not major institutional investors. Any investment or investment activity to which this document relates is only available to major institutional investors and will be engaged in only with major institutional investors. In reliance on the exemption from registration provided by Rule 15a-6 of the U.S. Securities Exchange Act of 1934, as amended (the "Exchange Act") and interpretations thereof by the U.S. Securities and Exchange Commission ("SEC") in order to conduct business with Institutional Investors based in the U.S., MOFSL has entered into a chaperoning agreement with a U.S. registered broker-dealer, Motilal Oswal Securities International Private Limited. ("MOSIPL"). Any business interaction pursuant to this report will have to be executed within the provisions of this chaperoning agreement.

The Research Analysts contributing to the report may not be registered /qualified as research analyst with FINRA. Such research analyst may not be associated persons of the U.S. registered broker-dealer, MOSIPL, and therefore, may not be subject to NASD rule 2711 and NYSE Rule 472 restrictions on communication with a subject company, public appearances and trading securities held by a research analyst account.

For Singapore

In Singapore, this report is being distributed by Motilal Oswal Capital Markets (Singapore) Pte. Ltd. ("MOCMSPL") (UEN 201129401Z), which is a holder of a capital markets services license and an exempt financial adviser in Singapore. This report is distributed solely to persons who (a) qualify as "institutional investors" as defined in section 4A(1)(c) of the Securities and Futures Act of Singapore ("SFA") or (b) are considered "accredited investors" as defined in section 2(1) of the Financial Advisers Regulations of Singapore read with section 4A(1)(a) of the SFA. Accordingly, if a recipient is neither an "institutional investor" nor an "accredited investor", they must immediately discontinue any use of this Report and inform MOCMSPL.

In respect of any matter arising from or in connection with the research you could contact the following representatives of MOCMSPL. In case of grievances for any of the services rendered by MOCMSPL write to grievances@motilaloswal.com.

Nainesh Rajani

Email: nainesh.raiani@motilaloswal.com

Contact: (+65) 8328 0276

Specific Disclosures

- 1 MOFSL, Research Analyst and/or his relatives does not have financial interest in the subject company, as they do not have equity holdings in the subject company.
- 2 MOFSL, Research Analyst and/or his relatives do not have actual/beneficial ownership of 1% or more securities in the subject company
- 3 MOFSL, Research Analyst and/or his relatives have not received compensation/other benefits from the subject company in the past 12 months
- 4 MOFSL, Research Analyst and/or his relatives do not have material conflict of interest in the subject company at the time of publication of research report
- 5 Research Analyst has not served as director/officer/employee in the subject company
- 6 MOFSL has not acted as a manager or co-manager of public offering of securities of the subject company in past 12 months
- 7 MOFSL has not received compensation for investment banking/ merchant banking/brokerage services from the subject company in the past 12 months
- 8 MOFSL has not received compensation for other than investment banking/merchant banking/brokerage services from the subject company in the past 12 months
- 9 MOFSL has not received any compensation or other benefits from third party in connection with the research report
- 10 MOFSL has not engaged in market making activity for the subject company

The associates of MOFSL may have:

- financial interest in the subject company
- actual/beneficial ownership of 1% or more securities in the subject company at the end of the month immediately preceding the date of publication of the Research Report or date of the public appearance.
- received compensation/other benefits from the subject company in the past 12 months
- any other potential conflict of interests with respect to any recommendation and other related information and opinions; however the same shall have no bearing whatsoever on the specific recommendations made by the analyst(s), as the recommendations made by the analyst(s) are completely independent of the views of the associates of MOFSL even though there might exist an inherent conflict of interest in some of the stocks mentioned in the research report.
- acted as a manager or co-manager of public offering of securities of the subject company in past 12 months

- be engaged in any other transaction involving such securities and earn brokerage or other compensation or act as a market maker in the financial instruments of the company(ies) discussed herein or act as an advisor or lender/borrower to such company(ies)
- received compensation from the subject company in the past 12 months for investment banking / merchant banking / brokerage services or from other than said services.
- Served subject company as its clients during twelve months preceding the date of distribution of the research report.

The associates of MOFSL has not received any compensation or other benefits from third party in connection with the research report

Above disclosures include beneficial holdings lying in demat account of MOFSL which are opened for proprietary investments only. While calculating beneficial holdings, It does not consider demat accounts which are opened in name of MOFSL for other purposes (i.e holding client securities, collaterals, error trades etc.). MOFSL also earns DP income from clients which are not considered in above disclosures.

Analyst Certification

The views expressed in this research report accurately reflect the personal views of the analyst(s) about the subject securities or issues, and no part of the compensation of the research analyst(s) was, is, or will be directly or indirectly related to the specific recommendations and views expressed by research analyst(s) in this report.

Terms & Conditions:

This report has been prepared by MOFSL and is meant for sole use by the recipient and not for circulation. The report and information contained herein is strictly confidential and may not be altered in any way, transmitted to, copied or distributed, in part or in whole, to any other person or to the media or reproduced in any form, without prior written consent of MOFSL. The report is based on the facts, figures and information that are considered true, correct, reliable and accurate. The intent of this report is not recommendatory in nature. The information is obtained from publicly available media or other sources believed to be reliable. Such information has not been independently verified and no guaranty, representation of warranty, express or implied, is made as to its accuracy, completeness or correctness. All such information and opinions are subject to change without notice. The report is prepared solely for informational purpose and does not constitute an offer document or solicitation of offer to buy or sell or subscribe for securities or other financial instruments for the clients. Though disseminated to all the customers simultaneously, not all customers may receive this report at the same time. MOFSL will not treat recipients as customers by virtue of their receiving this report.

Disclaimer:

The report and information contained herein is strictly confidential and meant solely for the selected recipient and may not be altered in any way, transmitted to, copied or distributed, in part or in whole, to any other person or to the media or reproduced in any form, without prior written consent. This report and information herein is solely for informational purpose and may not be used or considered as an offer document or solicitation of offer to buy or sell or subscribe for securities or other financial instruments. Nothing in this report constitutes investment, legal, accounting and tax advice or a representation that any investment or strategy is suitable or appropriate to your specific circumstances. The securities discussed and opinions expressed in this report may not be suitable for all investors, who must make their own investment decisions, based on their own investment objectives, financial positions and needs of specific recipient. This may not be taken in substitution for the exercise of independent judgment by any recipient. Each recipient of this document should make such investigations as it deems necessary to arrive at an independent evaluation of an investment in the securities of companies referred to in this document (including the merits and risks involved), and should consult its own advisors to determine the merits and risks of such an investment. The investment discussed or views expressed may not be suitable for all investors. Certain transactions -including those involving futures, options, another derivative products as well as non-investment grade securities - involve substantial risk and are not suitable for all investors. No representation or warranty, express or implied, is made as to the accuracy, completeness or fairness of the information and opinions contained in this document. The Disclosures of Interest Statement incorporated in this document is provided solely to enhance the transparency and should not be treated as endorsement of the views expressed in the report. This information is subject to change without any prior notice. The Company reserves the right to make modifications and alternations to this statement as may be required from time to time without any prior approval. MOFSL, its associates, their directors and the employees may from time to time, effect or have effected an own account transaction in, or deal as principal or agent in or for the securities mentioned in this document. They may perform or seek to perform investment banking or other services for, or solicit investment banking or other business from, any company referred to in this report. Each of these entities functions as a separate, distinct and independent of each other. The recipient should take this into account before interpreting the document. This report has been prepared on the basis of information that is already available in publicly accessible media or developed through analysis of MOFSL. The views expressed are those of the analyst, and the Company may or may not subscribe to all the views expressed therein. This document is being supplied to you solely for your information and may not be reproduced, redistributed or passed on, directly or indirectly, to any other person or published, copied, in whole or in part, for any purpose. This report is not directed or intended for distribution to, or use by, any person or entity who is a citizen or resident of or located in any locality, state, country or other jurisdiction, where such distribution, publication, availability or use would be contrary to law, regulation or which would subject MOFSL to any registration or licensing requirement within such jurisdiction. The securities described herein may or may not be eligible for sale in all jurisdictions or to certain category of investors. Persons in whose possession this document may come are required to inform themselves of and to observe such restriction. Neither the Firm, not its directors, employees, agents or representatives shall be liable for any damages whether direct or indirect, incidental, special or consequential including lost revenue or lost profits that may arise from or in connection with the use of the information. The person accessing this information specifically agrees to exempt MOFSL or any of its affiliates or employees from, any and all responsibility/liability arising from such misuse and agrees not to hold MOFSL or any of its affiliates or employees responsible for any such misuse and further agrees to hold MOFSL or any of its affiliates or employees free and harmless from all losses, costs, damages, expenses that may be suffered by the person accessing this information due to any errors and delays.

This report is meant for the clients of Motilal Oswal only.

Investment in securities market are subject to market risks. Read all the related documents carefully before investing.

Registration granted by SEBI and certification from NISM in no way guarantee performance of the intermediary or provide any assurance of returns to investors.

Registered Office Address: Motilal Oswal Tower, Rahimtullah Sayani Road, Opposite Parel ST Depot, Prabhadevi, Mumbai-400025; Tel No.: 022 - 71934200 / 71934263; www.motilaloswal.com.

Correspondence Address: Palm Spring Centre, 2nd Floor, Palm Court Complex, New Link Road, Malad (West), Mumbai - 400 064. Tel No: 022 71881000. Details of Compliance Officer: Neeraj Agarwal, Email Id: na@motilaloswal.com, Contact No.:022-40548085.

Grievance Redressal Cell:

Contact Person	Contact No.	Email ID
Ms. Hemangi Date	022 40548000 / 022 67490600	query@motilaloswal.com
Ms. Kumud Upadhyay	022 40548082	servicehead@motilaloswal.com
Mr. Ajay Menon	022 40548083	am@motilaloswal.com

Registration details of group entities.: Motilal Oswal Financial Services Ltd. (MOFSL): INZ000158836 (BSE/NSE/MCX/NCDEX); CDSL and NSDL: IN-DP-16-2015; Research Analyst: INH000000412 . AMFI:

ARN : 146822. IRDA Corporate Agent – CA0579. Motilal Oswal Financial Services Ltd. is a distributor of Mutual Funds, PMS, Fixed Deposit, Insurance, Bond, NCDs and IPO products.

Customer having any query/feedback/ clarification may write to query@motilaloswal.com. In case of grievances for any of the services rendered by Motilal Oswal Financial Services Limited (MOFSL) write to grievances@motilaloswal.com, for DP to dpgrievances@motilaloswal.com.