

Estimate change



TP change

Rating change

Bloomberg	ARCP IN
Equity Shares (m)	343
M.Cap.(INRb)/(USDb)	193.5 / 2.1
52-Week Range (INR)	872 / 366
1, 6, 12 Rel. Per (%)	-1/-7/-45
12M Avg Val (INR M)	2104

Financials & Valuations (INR b)

Y/E Mar	FY26E	FY27E	FY28E
Sales	24.4	26.4	49.2
EBITDA	7.1	5.0	16.0
EBITDA (%)	29.2	18.8	32.6
Adj PAT	5.8	3.4	11.3
Cons. EPS (INR)	16.2	9.4	31.4
EPS Growth (%)	30.3	-41.8	234.6
BV/Share (INR)	161.8	170.7	201.7

Ratios

Net D/E	(0.1)	0.3	0.7
RoE (%)	10.0	5.5	15.6
RoCE (%)	10.1	4.4	10.7
Payout (%)	3.1	5.3	1.6

Valuations

P/E (x)	33.3	57.3	17.1
P/BV (x)	3.3	3.2	2.7
EV/EBITDA (x)	26.8	42.8	15.1
Div Yield (%)	0.1	0.1	0.1

Shareholding Pattern (%)

As On	Dec-25	Sep-25	Dec-24
Promoter	57.4	60.1	60.0
DII	5.2	5.8	6.7
FII	11.1	10.7	13.1
Others	26.3	23.3	20.2

CMP: INR538

TP: INR663 (+23%)

Buy

Financial strength fueled by growth in real estate and data centers

- **Anant Raj's (ARCP)** 3QFY26 revenue came in at INR6.4b, up 20% YoY/2% QoQ (11% above estimate). In 9MFY26, revenue stood at INR18.6b, up 23% YoY.
- EBITDA was INR1.7b, up 27% YoY/1% QoQ (11% above estimate). EBITDA margin stood at 26.5%, up 1.6pp YoY. In 9MFY26, EBITDA was INR4.9b, up 40% YoY, and EBITDA margin stood at 26.2%, up 3.2pp YoY.
- Adj PAT was INR1.4b, up 31% YoY/4% QoQ (98% above our estimate due to higher depreciation for the quarter). PAT margin was 22.5%, up 1.8pp YoY. In 9MFY26, adj PAT was INR4.0b, up 33% YoY, and PAT margin was 21.9%, up 1.7pp YoY.
- **Real estate:** The company is on track to launch its high-rise residential project, The Estate One, located on Golf Course Extension Road, Sector-63A, Gurugram, in 4QFY26. The project spans 5.1 acres with a total development area of ~1.1msf.
- Approvals for an additional 9.12 acres under Phase V of Anant Raj Estate, the luxury residential township on the same location, are expected in 4QFY26, which will further augment the overall development potential of the township.
- Another group housing project over ~6.39 acres is progressing as per schedule and is expected to receive the requisite approvals in 4QFY26.
- Development of the Community Centre and Commercial Tower at Ashok Estate, Sector 63A, Gurugram, has been initiated.
- Project Navya is expected to begin Phase-2 deliveries in 4QFY26. OC has already been received, while deliveries at Ashok Estate, comprising 1.34msf, are nearing completion.
- **Data centers:** The expansion of Ashok Cloud, including Infrastructure-as-a-Service (IaaS) capacity at Manesar and additional cloud services at Panchkula, is at an advanced stage of operationalization and is expected to become operational as scheduled in 4QFY26.
- Anant Raj Cloud has signed an MoU with the Government of Andhra Pradesh to set up additional data center capacity of 50 MW IT load, strengthening its presence in South India. With this addition, total planned data center capacity will reach 357 MW IT load across colocation and cloud services, of which 117 MW IT load is expected to commence operations by FY28.
- The second data center facility at Panchkula has been operationalized with a capacity of 7 MW IT load, while the Manesar facility has been expanded to 21 MW IT load capacity.
- Data center expansion at Rai, Sonipat, has commenced, with an initial capacity of 20 MW IT load. The total planned capacity is ~200 MW IT load.
- ARCPL plans to invest ~INR45b in Andhra Pradesh for the development of data centers, an IT park, and cloud services, with a total planned capacity of 50 MW IT load.

Research Analyst: Abhishek Lodhiya (Abhishek.Lodhiya@MotilalOswal.com) | **Abhishek Pathak** (Abhishek.Pathak@MotilalOswal.com)

Research analyst: Keval Bhagat (Keval.Bhagat@MotilalOswal.com) | **Tushar Dhonde** (Tushar.Dhonde@MotilalOswal.com)

Investors are advised to refer through important disclosures made at the last page of the Research Report.

Motilal Oswal research is available on www.motilaloswal.com/Institutional-Equities, Bloomberg, Thomson Reuters, Factset and S&P Capital.

Valuation and view

- ARCP's residential segment is expected to deliver 14msf over FY25-30, generating a cumulative NOPAT of INR68b.
- The residential business cash flow is discounted at an 11.6% WACC with a 5% terminal growth rate, yielding a GAV of INR78b, or INR216/share.
- The annuity business cash flow is discounted at a capitalization rate of 9.5%, valuing it at INR9b or INR24/share.
- We expect ARCP's DC revenue to grow materially, with capacity increasing from 6 MW in FY24 to 307 MW by FY32, along with a shift towards cloud services, which will expand from 0.5 MW to 75 MW over the same period.
- We model free cash flows for the data center business till FY32, using a discount rate of 11.6%, a rental escalation of 3%, and a terminal growth rate of 3%, resulting in an EV of INR122b or INR338/share post deferral of the cloud capex in initial years.
- We have increased our revenue estimates, driven by faster-than-expected project recognition. However, margin estimates have been lowered, as the data center operations are yet to reach optimal utilization, resulting in fixed costs weighing on profitability.
- We reiterate our BUY rating on the stock with a revised TP of INR663 based on our SoTP valuation.

Financial performance

Y/E March	FY25				FY26E				FY25	FY26	FY26E 3Q Est.	3QE Var (%/bp)
	1Q	2Q	3Q	4Q	1Q	2Q	3Q	4Q				
Net Sales	4,718	5,129	5,346	5,407	5,924	6,308	6,416	5,718	20,600	24,366	5,800	11%
YoY Change (%)	49.2	54.3	36.3	22.2	25.6	23.0	20.0	5.8	38.9	18.3	8.5	
Total Expenditure	3,689	4,001	4,011	3,983	4,418	4,630	4,718	3,488	15,683	17,254	4,274	
EBITDA	1,030	1,128	1,336	1,424	1,507	1,678	1,698	2,230	4,917	7,113	1,526	11%
Margins (%)	21.8	22.0	25.0	26.3	25.4	26.6	26.5	39.0	23.9	29.2	26.3	15bp
Depreciation	55	81	82	87	79	106	135	210	305	530	547	
Interest	36	15	29	30	24	29	33	40	110	125	51	
Other Income	98	109	93	103	100	101	188	176	403	564	113	
PBT before EO expense	1,037	1,141	1,318	1,409	1,504	1,644	1,718	2,156	4,905	7,022	1,041	
Extra-Ord expense	0	0	0	0	0	0	0	0	0	0	0	
PBT	1,037	1,141	1,318	1,409	1,504	1,644	1,718	2,156	4,905	7,022	1,041	65%
Tax	142	97	223	228	257	275	296	381	690	1,209	311	
Rate (%)	13.7	8.5	16.9	16.2	17.1	16.7	17.2	17.7	14.1	17.2	29.9	
Minority Interest & Profit/Loss of Asso. Cos.	15	11	10	5	12	12	20	-45	41	0	0	
Reported PAT	895	1,044	1,094	1,181	1,247	1,369	1,422	1,775	4,215	5,813	729	
Adj PAT	910	1,056	1,104	1,186	1,259	1,381	1,443	1,731	4,257	5,813	729	98%
YoY Change (%)	79.7	75.7	53.7	38.2	38.3	30.8	30.6	45.9	60.1	36.6	-34.0	
Margins (%)	19.3	20.6	20.7	21.9	21.2	21.9	22.5	30.3	20.7	23.9	12.6	991bp

Source: Company, MOFSL

Story in charts

Exhibit 1: DC's operational capacity to double by FY27

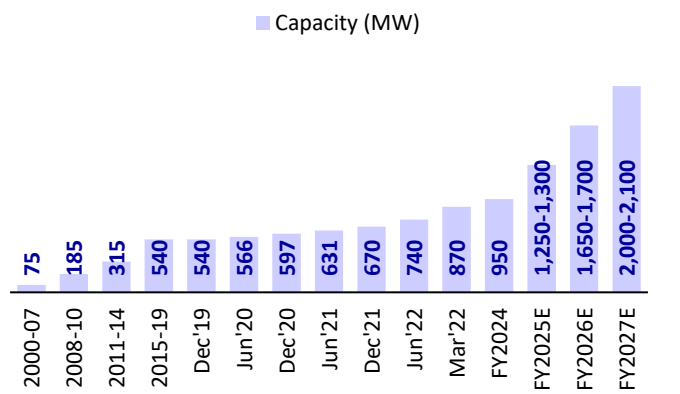


Exhibit 2: Region-wise DC capacity (MW) by FY27

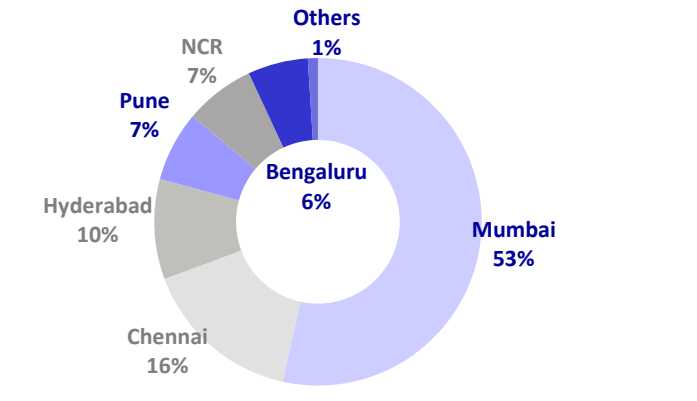


Exhibit 3: Increased capacity also complemented by higher absorption

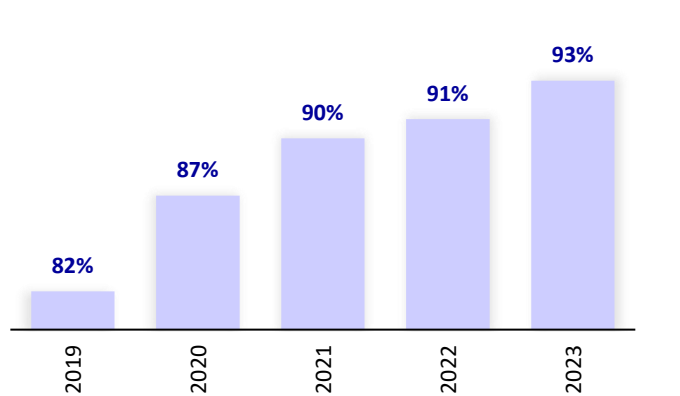


Exhibit 4: Key players in Delhi-NCR by existing capacity

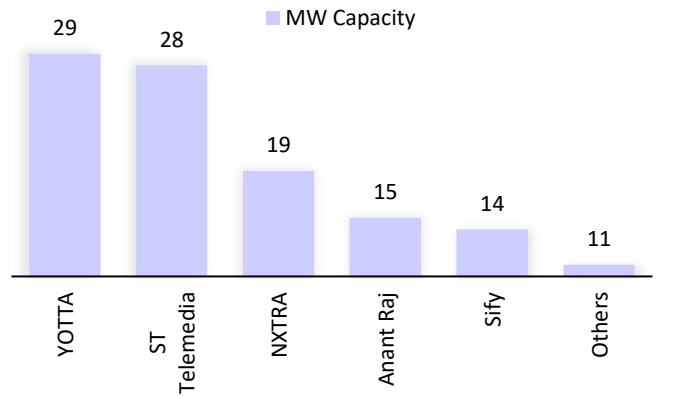


Exhibit 5: Key players in Delhi-NCR by upcoming capacity in FY26

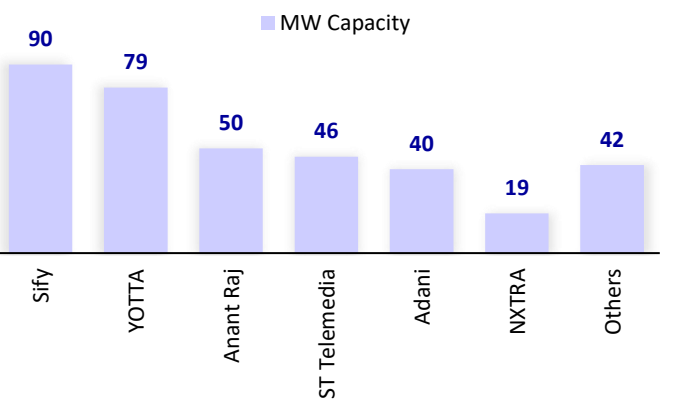


Exhibit 6: Planned data center capacity expansion by ARCP

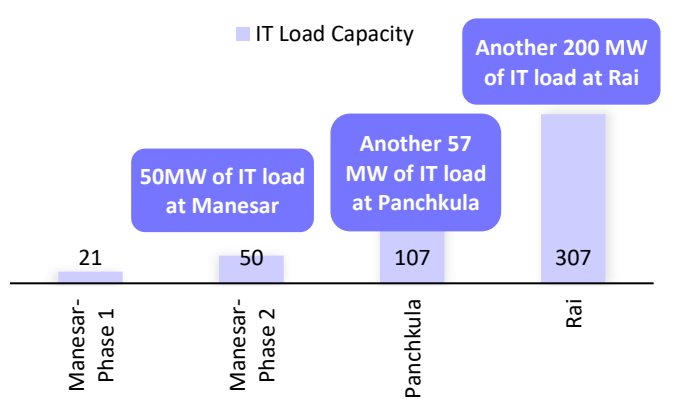


Exhibit 7: Cloud services to grow exponentially in total load capacity by FY26

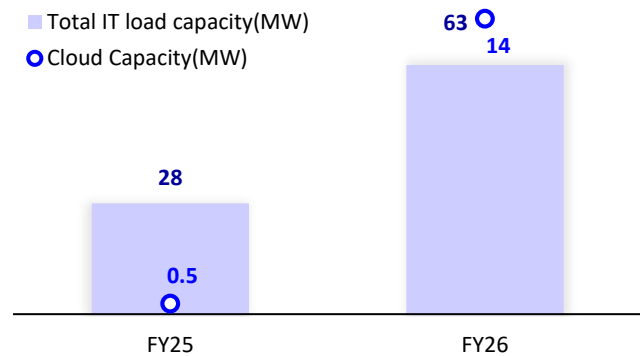


Exhibit 8: ARCP's presales to post a 60% CAGR over FY25-28E

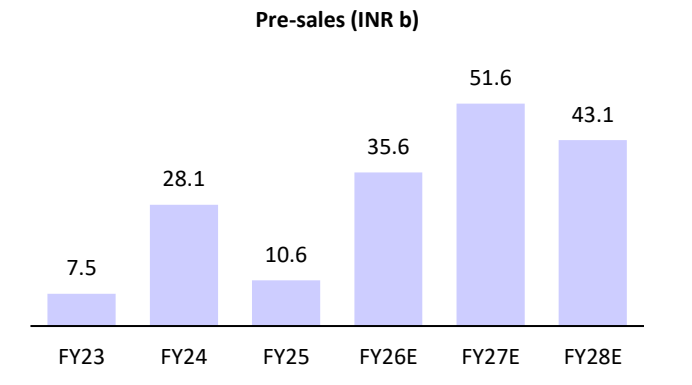


Exhibit 9: ARCP's collections to post a 56% CAGR over FY25-28E

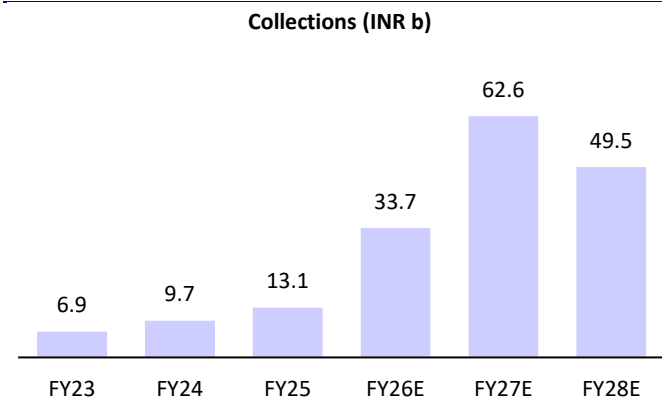


Exhibit 10: RoE and RoCE to improve

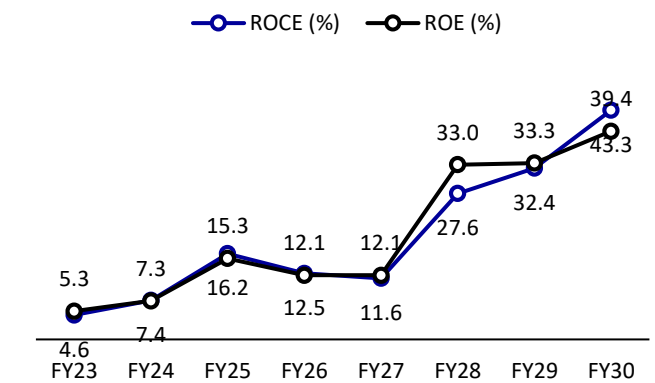


Exhibit 11: Our earnings revision summary

(INR m)	New			Old			Change		
	FY26E	FY27E	FY28E	FY26E	FY27E	FY28E	FY26E	FY27E	FY28E
Revenue	24,366	26,374	49,213	21,704	27,261	50,987	12%	-3%	-3%
EBITDA	7,113	4,964	16,039	5,711	5,752	18,121	25%	-14%	-11%
Adj. PAT	5,813	3,381	11,313	3,465	2,194	8,980	68%	54%	26%

Source: MOFSL, Company

Valuation and view

- ARCP’s residential segment is expected to deliver 14msf over FY25-30, generating a cumulative NOPAT of INR68b.
- The residential business cash flow is discounted at an 11.6% WACC with a 5% terminal growth rate, yielding a GAV of INR78b, or INR216/share.
- The annuity business cash flow is discounted at a capitalization rate of 9.5%, valuing it at INR9b or INR24/share.
- We expect ARCP’s DC revenue to grow materially, with capacity increasing from 6 MW in FY24 to 307 MW by FY32, along with a shift toward cloud services, which will expand from 0.5 MW to 75 MW over the same period.
- We model free cash flows for the data center business till FY32, using a discount rate of 11.6%, a rental escalation of 3%, and a terminal growth rate of 3%, resulting in an EV of INR122b or INR338/share post deferral of the cloud capex in initial years.
- **We reiterate our BUY rating on the stock with a revised TP of INR663 based on our SoTP valuation.**

Exhibit 12: Our SoTP-based valuation table

NAV Calculation	Rationale	INR b	Per share (INR)	(%)
Residential	❖ DCF of six years’ cash flows at a WACC of 11.6% and terminal value assuming a 5% long-term growth	78	216	33
Commercial	❖ Cap rate of 9.5% for operational assets and DCF for ongoing and planned assets	9	24	4
Land	❖ 20% discount to the tentative market rate	29	80	12
DC & Cloud	❖ DCF of 7 years cash flow at a WACC of 11.6% and terminal value assuming 3% long-term growth	122	338	51
GAV		237	657	99
Less: Debt	❖ As of FY25	-2	-5	-1
Net Asset Value (rounded)		238	663	100
CMP			538	
Upside/downside			23%	

Source: MOFSL estimates

Financials and valuations

Consolidated – Income Statement

(InR m)

Y/E March	FY22	FY23	FY24	FY25	FY26E	FY27E	FY28E
Total Income from Operations	4,619	9,569	14,833	20,600	24,366	26,374	49,213
Change (%)	85.0	107.2	55.0	38.9	18.3	8.2	86.6
Total Expenditure	3,860	7,599	11,495	15,683	17,254	21,409	33,173
% of Sales	83.6	79.4	77.5	76.1	70.8	81.2	67.4
EBITDA	759	1,971	3,338	4,917	7,113	4,964	16,039
Margin (%)	16.4	20.6	22.5	23.9	29.2	18.8	32.6
Depreciation	167	165	181	305	530	1,054	2,111
EBIT	592	1,806	3,157	4,612	6,583	3,910	13,928
Int. and Finance Charges	271	318	346	110	125	475	1,009
Other Income	394	479	374	403	564	649	746
PBT bef. EO Exp.	715	1,967	3,186	4,905	7,022	4,084	13,665
EO Items	0	0	0	0	0	0	0
PBT after EO Exp.	715	1,967	3,186	4,905	7,022	4,084	13,665
Total Tax	231	523	540	690	1,209	703	2,352
Tax Rate (%)	32.2	26.6	17.0	14.1	17.2	17.2	17.2
Minority Interest/Profit from JV	64	67	14	41	0	0	0
Reported PAT	549	1,511	2,659	4,257	5,813	3,381	11,313
Adjusted PAT	549	1,511	2,659	4,257	5,813	3,381	11,313
Change (%)	415.5	175.3	76.0	60.1	36.6	-41.8	234.6
Margin (%)	11.9	15.8	17.9	20.7	23.9	12.8	23.0

Consolidated - Balance Sheet

(InR m)

Y/E March	FY22	FY23	FY24	FY25	FY26E	FY27E	FY28E
Equity Share Capital	590	648	684	687	720	720	720
Total Reserves	25,801	27,603	35,880	40,921	57,521	60,722	71,856
Net Worth	26,391	28,251	36,564	41,608	58,241	61,442	72,575
Minority Interest	353	332	282	279	279	279	279
Total Loans	9,681	11,011	6,472	4,948	7,448	27,448	57,948
Deferred Tax Liabilities	251	374	512	378	378	378	378
Other non-current liabilities	1,696	1,845	1,804	1,005	1,005	1,005	1,005
Capital Employed	38,373	41,813	45,634	48,217	67,351	90,552	1,32,185
Gross Block	15,185	15,270	15,527	16,261	29,816	56,440	1,09,485
Less: Accum. Deprn.	2,084	2,217	2,389	2,694	3,223	4,277	6,388
Net Fixed Assets	13,101	13,052	13,138	13,567	26,593	52,163	1,03,097
Other Non-current Assets	4,130	3,951	4,931	8,687	8,687	8,687	8,687
Capital WIP	476	185	215	364	2,160	1,548	1,232
Total Investments	4,602	4,603	3,018	3,107	3,107	3,107	3,107
Curr. Assets, Loans&Adv.	21,542	21,774	27,380	26,621	30,969	29,232	20,469
Inventory	11,349	11,967	14,159	11,513	12,283	12,572	3,234
Account Receivables	218	513	996	1,258	1,288	1,105	848
Cash and Bank Balance	308	691	3,212	3,461	7,010	5,167	5,998
Other current assets	9,666	8,603	9,013	10,389	10,389	10,389	10,389
Curr. Liability & Prov.	5,477	1,753	3,049	4,128	4,165	4,184	4,407
Account Payables	60	136	192	201	237	257	479
Other Current Liabilities	5,408	1,608	2,846	3,914	3,914	3,914	3,914
Provisions	10	9	11	13	13	13	13
Net Current Assets	16,064	20,021	24,331	22,493	26,804	25,048	16,062
Appl. of Funds	38,373	41,812	45,634	48,217	67,351	90,552	1,32,185

Financials and valuations

Ratios

Y/E March	FY22	FY23	FY24	FY25	FY26E	FY27E	FY28E
Basic (INR)							
EPS	1.9	4.7	7.8	12.4	16.2	9.4	31.4
Cash EPS	2.4	5.2	8.3	13.3	17.6	12.3	37.3
BV/Share	89.4	87.2	106.9	121.2	161.8	170.7	201.7
DPS	0.1	0.5	0.7	0.7	0.5	0.5	0.5
Payout (%)	6.5	10.7	9.4	5.9	3.1	5.3	1.6
Valuation (x)							
P/E	289.3	115.4	69.2	43.4	33.3	57.3	17.1
Cash P/E	221.9	104.0	64.8	40.5	30.5	43.7	14.4
P/BV	6.0	6.2	5.0	4.4	3.3	3.2	2.7
EV/Sales	35.4	18.8	12.4	8.9	7.8	8.1	4.9
EV/EBITDA	215.5	91.3	55.1	37.2	26.8	42.8	15.1
FCF per share	13.1	1.0	3.9	2.6	-26.8	-58.9	-79.1
Return Ratios (%)							
RoE	2.1	5.3	7.3	10.2	10.0	5.5	15.6
RoCE	1.6	4.6	7.4	10.0	10.1	4.4	10.7
Turnover Ratios							
Asset Turnover (x)	0.1	0.2	0.3	0.4	0.3	0.3	0.4
Inventory (Days)	897	456	348	204	184	174	24
Debtor (Days)	17	20	25	22	19	15	6
Creditor (Days)	5	5	5	4	4	4	4
Leverage Ratio (x)							
Current Ratio	3.9	12.4	9.0	6.4	7.4	7.0	4.6
Interest Cover Ratio	2.2	5.7	9.1	42.0	52.5	8.2	13.8
Net Debt/Equity	0.2	0.2	0.0	0.0	-0.1	0.3	0.7

Consolidated – Cash Flow Statement

Y/E March	FY22	FY23	FY24	FY25	FY26E	FY27E	FY28E
OP/(Loss) before Tax	715	1,967	3,186	4,905	7,022	4,084	13,665
Depreciation	167	165	181	305	530	1,054	2,111
Interest & Finance Charges	261	308	326	98	125	475	1,009
Direct Taxes Paid	-231	-523	-540	-690	-1,209	-703	-2,352
(Inc)/Dec in WC	3,617	-1,159	-3,068	-3,300	-763	-87	9,817
CF from Operations	4,530	759	84	1,318	5,705	4,823	24,250
Others	-297	-430	-339	-352	0	0	0
CF from Operating incl EO	4,233	329	-255	966	5,705	4,823	24,250
(Inc)/Dec in FA	-377	0	1,584	-89	-15,351	-26,012	-52,729
Free Cash Flow	3,856	329	1,329	878	-9,646	-21,188	-28,479
Others	682	-202	224	-633	0	0	0
CF from Investments	305	-203	1,808	-721	-15,351	-26,012	-52,729
Issue of Shares	0	0	0	0	0	0	0
Inc/(Dec) in Debt	-5,205	-40	-4,070	-782	2,500	20,000	30,500
Interest Paid	-261	-308	-326	-98	-125	-475	-1,009
Dividend Paid	-30	-35	-162	-250	-180	-180	-180
Others	884	404	5,714	1,135	11,000	0	0
CF from Fin. Activity	-4,613	20	1,156	5	13,195	19,345	29,311
Inc/Dec of Cash	-74	146	2,709	250	3,549	-1,843	832
Opening Balance	269	194	341	3,050	3,300	6,849	5,005
Closing Balance	194	341	3,050	3,300	6,849	5,005	5,837

Investment in securities market are subject to market risks. Read all the related documents carefully before investing.

NOTES

Explanation of Investment Rating	
Investment Rating	Expected return (over 12-month)
BUY	>=15%
SELL	< - 10%
NEUTRAL	< - 10 % to 15%
UNDER REVIEW	Rating may undergo a change
NOT RATED	We have forward looking estimates for the stock but we refrain from assigning recommendation

*In case the recommendation given by the Research Analyst is inconsistent with the investment rating legend for a continuous period of 30 days, the Research Analyst shall be within following 30 days take appropriate measures to make the recommendation consistent with the investment rating legend.

Disclosures

The following Disclosures are being made in compliance with the SEBI Research Analyst Regulations 2014 (herein after referred to as the Regulations).

Motilal Oswal Financial Services Ltd. (MOFSL) is a SEBI Registered Research Analyst having registration no. INH000000412 and BSE enlistment no. 5028. MOFSL, the Research Entity (RE) as defined in the Regulations, is engaged in the business of providing Stock broking services, Depository participant services & distribution of various financial products. MOFSL is a listed public company, the details in respect of which are available on www.motilaloswal.com. MOFSL is registered with the Securities & Exchange Board of India (SEBI) and is a registered Trading Member with National Stock Exchange of India Ltd. (NSE) and Bombay Stock Exchange Limited (BSE), Multi Commodity Exchange of India Limited (MCX) and National Commodity & Derivatives Exchange Limited (NCDEX) for its stock broking activities & is Depository participant with Central Depository Services Limited (CDSL) National Securities Depository Limited (NSDL), NERL, COMRIS and CCRL and is member of Association of Mutual Funds of India (AMFI) for distribution of financial products and Insurance Regulatory & Development Authority of India (IRDA) as Corporate Agent for insurance products and is a member of Association of Portfolio Managers in India (APMI) for distribution of PMS products. Details of associate entities of Motilal Oswal Financial Services Ltd. are available on the website at <http://onlinereports.motilaloswal.com/Dormant/documents/Associate%20Details.pdf>

MOFSL and its associate company(ies), their directors and Research Analyst and their relatives may; (a) from time to time, have a long or short position in, act as principal in, and buy or sell the securities or derivatives thereof of companies mentioned herein. (b) be engaged in any other transaction involving such securities and earn brokerage or other compensation or act as a market maker in the financial instruments of the company(ies) discussed herein or act as an advisor or lender/borrower to such company(ies) or may have any other potential conflict of interests with respect to any recommendation and other related information and opinions.; however the same shall have no bearing whatsoever on the specific recommendations made by the analyst(s), as the recommendations made by the analyst(s) are completely independent of the views of the associates of MOFSL even though there might exist an inherent conflict of interest in some of the stocks mentioned in the research report.

MOFSL and / or its affiliates do and seek to do business including investment banking with companies covered in its research reports. As a result, the recipients of this report should be aware that MOFSL may have a potential conflict of interest that may affect the objectivity of this report. Compensation of Research Analysts is not based on any specific merchant banking, investment banking or brokerage service transactions. Details of pending Enquiry Proceedings of Motilal Oswal Financial Services Limited are available on the website at <https://galaxy.motilaloswal.com/ResearchAnalyst/PublishViewLitigation.aspx>. As per Regulatory requirements, Research Audit Report is uploaded on www.motilaloswal.com > MOFSL-Important Links > MOFSL Research Analyst Compliance Audit Report.

A graph of daily closing prices of securities is available at www.nseindia.com, www.bseindia.com. Research Analyst views on Subject Company may vary based on Fundamental research and Technical Research. Proprietary trading desk of MOFSL or its associates maintains arm's length distance with Research Team as all the activities are segregated from MOFSL research activity and therefore it can have an independent view with regards to Subject Company for which Research Team have expressed their views.

Regional Disclosures (outside India)

This report is not directed or intended for distribution to or use by any person or entity resident in a state, country or any jurisdiction, where such distribution, publication, availability or use would be contrary to law, regulation or which would subject MOFSL & its group companies to registration or licensing requirements within such jurisdictions.

For Hong Kong:

This report is distributed in Hong Kong by Motilal Oswal capital Markets (Hong Kong) Private Limited, a licensed corporation (CE AYY-301) licensed and regulated by the Hong Kong Securities and Futures Commission (SFC) pursuant to the Securities and Futures Ordinance (Chapter 571 of the Laws of Hong Kong) "SFO". As per SEBI (Research Analyst Regulations) 2014 Motilal Oswal Securities (SEBI Reg. No. INH000000412) has an agreement with Motilal Oswal capital Markets (Hong Kong) Private Limited for distribution of research report in Hong Kong. This report is intended for distribution only to "Professional Investors" as defined in Part I of Schedule 1 to SFO. Any investment or investment activity to which this document relates is only available to professional investor and will be engaged only with professional investors." Nothing here is an offer or solicitation of these securities, products and services in any jurisdiction where their offer or sale is not qualified or exempt from registration. The Indian Analyst(s) who compile this report is/are not located in Hong Kong & are not conducting Research Analysis in Hong Kong.

For U.S.

Motilal Oswal Financial Services Limited (MOFSL) is not a registered broker - dealer under the U.S. Securities Exchange Act of 1934, as amended (the "1934 act") and under applicable state laws in the United States. In addition MOFSL is not a registered investment adviser under the U.S. Investment Advisers Act of 1940, as amended (the "Advisers Act") and together with the 1934 Act, the "Acts", and under applicable state laws in the United States. Accordingly, in the absence of specific exemption under the Acts, any brokerage and investment services provided by MOFSL, including the products and services described herein are not available to or intended for U.S. persons. This report is intended for distribution only to "Major Institutional Investors" as defined by Rule 15a-6(b)(4) of the Exchange Act and interpretations thereof by SEC (henceforth referred to as "major institutional investors"). This document must not be acted on or relied on by persons who are not major institutional investors. Any investment or investment activity to which this document relates is only available to major institutional investors and will be engaged in only with major institutional investors. In reliance on the exemption from registration provided by Rule 15a-6 of the U.S. Securities Exchange Act of 1934, as amended (the "Exchange Act") and interpretations thereof by the U.S. Securities and Exchange Commission ("SEC") in order to conduct business with Institutional Investors based in the U.S., MOFSL has entered into a chaperoning agreement with a U.S. registered broker-dealer, Motilal Oswal Securities International Private Limited. ("MOSIPL"). Any business interaction pursuant to this report will have to be executed within the provisions of this chaperoning agreement.

The Research Analysts contributing to the report may not be registered /qualified as research analyst with FINRA. Such research analyst may not be associated persons of the U.S. registered broker-dealer, MOSIPL, and therefore, may not be subject to NASD rule 2711 and NYSE Rule 472 restrictions on communication with a subject company, public appearances and trading securities held by a research analyst account.

For Singapore

In Singapore, this report is being distributed by Motilal Oswal Capital Markets (Singapore) Pte. Ltd. ("MOCMSPL") (UEN 201129401Z), which is a holder of a capital markets services license and an exempt financial adviser in Singapore. This report is distributed solely to persons who (a) qualify as "institutional investors" as defined in section 4A(1)(c) of the Securities and Futures Act of Singapore ("SFA") or (b) are considered "accredited investors" as defined in section 2(1) of the Financial Advisers Regulations of Singapore read with section 4A(1)(a) of the SFA. Accordingly, if a recipient is neither an "institutional investor" nor an "accredited investor", they must immediately discontinue any use of this Report and inform MOCMSPL.

In respect of any matter arising from or in connection with the research you could contact the following representatives of MOCMSPL. In case of grievances for any of the services rendered by MOCMSPL write to grievances@motilaloswal.com.

Nainesh Rajani

Email: nainesh.rajani@motilaloswal.com

Contact: (+65) 8328 0276

Specific Disclosures

- Research Analyst and/or his/her relatives do not have a financial interest in the subject company(ies), as they do not have equity holdings in the subject company(ies).
MOFSL has financial interest in the subject company(ies) at the end of the week immediately preceding the date of publication of the Research Report: Yes.
Nature of Financial interest is holding equity shares or derivatives of the subject company
- Research Analyst and/or his/her relatives do not have actual/beneficial ownership of 1% or more securities in the subject company(ies) at the end of the month immediately preceding the date of publication of Research Report.
MOFSL has actual/beneficial ownership of 1% or more securities of the subject company(ies) at the end of the month immediately preceding the date of publication of Research Report: No
- Research Analyst and/or his/her relatives have not received compensation/other benefits from the subject company(ies) in the past 12 months.
MOFSL may have received compensation from the subject company(ies) in the past 12 months.
- Research Analyst and/or his/her relatives do not have material conflict of interest in the subject company at the time of publication of research report.
MOFSL does not have material conflict of interest in the subject company at the time of publication of research report.
- Research Analyst has not served as an officer, director or employee of subject company(ies).

6. MOFSL has not acted as a manager or co-manager of public offering of securities of the subject company in past 12 months.
7. MOFSL has not received compensation for investment banking /merchant banking/brokerage services from the subject company(ies) in the past 12 months.
8. MOFSL may have received any compensation for products or services other than investment banking or merchant banking or brokerage services from the subject company(ies) in the past 12 months.
9. MOFSL may have received compensation or other benefits from the subject company(ies) or third party in connection with the research report.
10. MOFSL has not engaged in market making activity for the subject company.

The associates of MOFSL may have:
 financial interest in the subject company
 actual/beneficial ownership of 1% or more securities in the subject company at the end of the month immediately preceding the date of publication of the Research Report or date of the public appearance.

received compensation/other benefits from the subject company in the past 12 months
 any other potential conflict of interests with respect to any recommendation and other related information and opinions.; however the same shall have no bearing whatsoever on the specific recommendations made by the analyst(s), as the recommendations made by the analyst(s) are completely independent of the views of the associates of MOFSL even though there might exist an inherent conflict of interest in some of the stocks mentioned in the research report.

acted as a manager or co-manager of public offering of securities of the subject company in past 12 months
 be engaged in any other transaction involving such securities and earn brokerage or other compensation or act as a market maker in the financial instruments of the company(ies) discussed herein or act as an advisor or lender/borrower to such company(ies)

received compensation from the subject company in the past 12 months for investment banking / merchant banking / brokerage services or from other than said services.

Served subject company as its clients during twelve months preceding the date of distribution of the research report.

The associates of MOFSL has not received any compensation or other benefits from third party in connection with the research report

Above disclosures include beneficial holdings lying in demat account of MOFSL which are opened for proprietary investments only. While calculating beneficial holdings, It does not consider demat accounts which are opened in name of MOFSL for other purposes (i.e holding client securities, collaterals, error trades etc.). MOFSL also earns DP income from clients which are not considered in above disclosures.

Analyst Certification

The views expressed in this research report accurately reflect the personal views of the analyst(s) about the subject securities or issues, and no part of the compensation of the research analyst(s) was, is, or will be directly or indirectly related to the specific recommendations and views expressed by research analyst(s) in this report.

Terms & Conditions:

This report has been prepared by MOFSL and is meant for sole use by the recipient and not for circulation. The report and information contained herein is strictly confidential and may not be altered in any way, transmitted to, copied or distributed, in part or in whole, to any other person or to the media or reproduced in any form, without prior written consent of MOFSL. The report is based on the facts, figures and information that are considered true, correct, reliable and accurate. The intent of this report is not recommendatory in nature. The information is obtained from publicly available media or other sources believed to be reliable. Such information has not been independently verified and no guaranty, representation of warranty, express or implied, is made as to its accuracy, completeness or correctness. All such information and opinions are subject to change without notice. The report is prepared solely for informational purpose and does not constitute an offer document or solicitation of offer to buy or sell or subscribe for securities or other financial instruments for the clients. Though disseminated to all the customers simultaneously, not all customers may receive this report at the same time. MOFSL will not treat recipients as customers by virtue of their receiving this report.

Disclaimer:

The report and information contained herein is strictly confidential and meant solely for the selected recipient and may not be altered in any way, transmitted to, copied or distributed, in part or in whole, to any other person or to the media or reproduced in any form, without prior written consent. This report and information herein is solely for informational purpose and may not be used or considered as an offer document or solicitation of offer to buy or sell or subscribe for securities or other financial instruments. Nothing in this report constitutes investment, legal, accounting and tax advice or a representation that any investment or strategy is suitable or appropriate to your specific circumstances. The securities discussed and opinions expressed in this report may not be suitable for all investors, who must make their own investment decisions, based on their own investment objectives, financial positions and needs of specific recipient. This may not be taken in substitution for the exercise of independent judgment by any recipient. Each recipient of this document should make such investigations as it deems necessary to arrive at an independent evaluation of an investment in the securities of companies referred to in this document (including the merits and risks involved), and should consult its own advisors to determine the merits and risks of such an investment. The investment discussed or views expressed may not be suitable for all investors. Certain transactions -including those involving futures, options, another derivative products as well as non-investment grade securities - involve substantial risk and are not suitable for all investors. No representation or warranty, express or implied, is made as to the accuracy, completeness or fairness of the information and opinions contained in this document. The Disclosures of Interest Statement incorporated in this document is provided solely to enhance the transparency and should not be treated as endorsement of the views expressed in the report. This information is subject to change without any prior notice. The Company reserves the right to make modifications and alternations to this statement as may be required from time to time without any prior approval. MOFSL, its associates, their directors and the employees may from time to time, effect or have effected an own account transaction in, or deal as principal or agent in or for the securities mentioned in this document. They may perform or seek to perform investment banking or other services for, or solicit investment banking or other business from, any company referred to in this report. Each of these entities functions as a separate, distinct and independent of each other. The recipient should take this into account before interpreting the document. This report has been prepared on the basis of information that is already available in publicly accessible media or developed through analysis of MOFSL. The views expressed are those of the analyst, and the Company may or may not subscribe to all the views expressed therein. This document is being supplied to you solely for your information and may not be reproduced, redistributed or passed on, directly or indirectly, to any other person or published, copied, in whole or in part, for any purpose. This report is not directed or intended for distribution to, or use by, any person or entity who is a citizen or resident of or located in any locality, state, country or other jurisdiction, where such distribution, publication, availability or use would be contrary to law, regulation or which would subject MOFSL to any registration or licensing requirement within such jurisdiction. The securities described herein may or may not be eligible for sale in all jurisdictions or to certain category of investors. Persons in whose possession this document may come are required to inform themselves of and to observe such restriction. Neither the Firm, not its directors, employees, agents or representatives shall be liable for any damages whether direct or indirect, incidental, special or consequential including lost revenue or lost profits that may arise from or in connection with the use of the information. The person accessing this information specifically agrees to exempt MOFSL or any of its affiliates or employees from, any and all responsibility/liability arising from such misuse and agrees not to hold MOFSL or any of its affiliates or employees responsible for any such misuse and further agrees to hold MOFSL or any of its affiliates or employees free and harmless from all losses, costs, damages, expenses that may be suffered by the person accessing this information due to any errors and delays.

This report is meant for the clients of Motilal Oswal only.

Investment in securities market are subject to market risks. Read all the related documents carefully before investing.

Registration granted by SEBI, enlistment as RA with Exchange and certification from NISM in no way guarantee performance of the intermediary or provide any assurance of returns to investors

Registered Office Address: Motilal Oswal Tower, Rahimtullah Sayani Road, Opposite Parel ST Depot, Prabhadevi, Mumbai-400025; Tel No.: 022 - 71934200 / 71934263; www.motilaloswal.com.

Correspondence Address: Palm Spring Centre, 2nd Floor, Palm Court Complex, New Link Road, Malad (West), Mumbai- 400 064. Tel No: 022 71881000. Details of Compliance Officer: Neeraj Agarwal, Email Id: na@motilaloswal.com, Contact No.:022-40548085.

Grievance Redressal Cell:

Contact Person	Contact No.	Email ID
Ms. Hemangi Date	022 40548000 / 022 67490600	query@motilaloswal.com
Ms. Kumud Upadhyay	022 40548082	servicehead@motilaloswal.com
Mr. Ajay Menon	022 40548083	am@motilaloswal.com
Mr. Neeraj Agarwal	022 40548085	na@motilaloswal.com
Mr. Siddhartha Khemka	022 50362452	po.research@motilaloswal.com

Registration details of group entities.: Motilal Oswal Financial Services Ltd. (MOFSL): INZ000158836 (BSE/NSE/MCX/NCDEX); CDSL and NSDL: IN-DP-16-2015; Research Analyst: INH000000412, BSE enlistment no. 5028, AMFI registered Mutual Fund Distributor and SIF Distributor: ARN : 146822. IRDA Corporate Agent – CA0579, APMI: APRN00233. Motilal Oswal Financial Services Ltd. is a distributor of Mutual Funds, PMS, Fixed Deposit, Insurance, Bond, NCDs and IPO products.

Customer having any query/feedback/ clarification may write to query@motilaloswal.com. In case of grievances for any of the services rendered by Motilal Oswal Financial Services Limited (MOFSL) write to grievances@motilaloswal.com, for DP to dpgrievances@motilaloswal.com.